

CANAL STREET

COLOR BODY PORCELAIN

floridatile



DISTINGUISHED CONCRETE LOOK

shown on front: **CST30 24x48** French Gray & **CST35D 8x48** Dark Deco

Canal Street from Florida Tile celebrates the eclectic spirit of New Orleans. Contemporary in style, this distinguished concrete look proudly features timeworn imperfections and small aggregated inclusions, projecting the vibrant and resilient soul of the Crescent City. Named for the iconic thoroughfare that slices through rich history and diverse culture, Canal Street will be your foundation for congregating, celebrating, and entertaining.

Rectified field tile formats include 12x24 and 24x48 available in five color options: Levee White; Café Light Gray; French Gray; Spanish Clay, and Black Bayou.

Adding a conceptual design option to this line are deco tiles featuring unconventional bands of complementary, monochromatic color values. Two formats, 12x24 and 8x48, are offered in three tone-on-tone color combinations: Light

Deco features ribbons of Levee White next to Café Light Gray; Dark Deco offers segments of French Gray alongside a deeper, darker shade; and the Clay Deco has Spanish Clay flanked with a corresponding darker tone.

Completing the line are a distinctive offset-rectangle mosaic and 3x24 bullnose in all five colors.

Canal Street color body porcelain tile is appropriate for most residential and commercial interior, dry and wet applications including walls, countertops, backsplashes, and floors. Made in the USA at our Green Squared® certified Advanced Manufacturing Center in Lawrenceburg, KY, it includes pre-consumer recycled content and is GREENGUARD® and Porcelain Tile certified. Incorporated into the tile surface is Microban® antimicrobial technology that works continuously to inhibit bacteria growth, improve visible cleanliness, and reduce odors.

shown below: **CST30/M12REC** French Gray 32pc Mosaic



CANAL STREET


COLOR BODY PORCELAIN



CST10
Levee White




CST20
Café Light Gray



CST30
French Gray



CST40
Spanish Clay



CST50
Black Bayou

FORMATS

12x24 &
12x24 (deco)




8x48 (deco)



24x48



DECOS




CST12D 12x24
Light Deco



CST35D 12x24
Dark Deco



CST44D 12x24
Clay Deco



CST12D 8x48
Light Deco



CST35D 8x48
Dark Deco



CST44D 8x48
Clay Deco

MOSAICS



CST30/M12REC
French Gray 32pc
(available in all colors)

TRIMS



3x24 Bullnose
(available in all colors)

LEVEE WHITE



CST10
Levee White

FIELD TILE FORMATS



12x24 &
12x24 (deco)




8x48 (deco)




24x48

DECOS



CST12D 12x24
Light Deco



CST12D 8x48
Light Deco

MOSAICS



CST10/M12REC
Levee White 32pc

below: **CST10 12x24** Levee White & **CST10/M12REC** Levee White 32pc Mosaic



CAFÉ LIGHT GRAY



CST20
Café Light Gray

FIELD TILE FORMATS



12x24 &
12x24 (deco)



8x48 (deco)




24x48

DECOS



CST12D 12x24
Light Deco



CST12D 8x48
Light Deco

MOSAICS



CST20/M12REC
Café Light Gray 32pc

below: **CST20 12x24** Café Light Gray



FRENCH GRAY



CST30

French Gray

FIELD TILE FORMATS



12x24 &
12x24 (deco)



8x48 (deco)



24x48

DECOS



CST35D 12x24

Dark Deco



CST35D 8x48

Dark Deco

MOSAICS




CST30/M12REC

French Gray 32pc

right: **CST30 24x48** French Gray & **CST35D 8x48** Dark Deco



SPANISH CLAY



CST40
Spanish Clay

FIELD TILE FORMATS



12x24 &
12x24 (deco)



8x48 (deco)



24x48

DECOS



CST44D 12x24
Clay Deco



CST44D 8x48
Clay Deco

MOSAICS



CST40/M12REC
Spanish Clay 32pc



BLACK BAYOU




CST50
Black Bayou

FIELD TILE FORMATS



12x24 &
12x24 (deco)



8x48 (deco)



24x48

DECOS



CST35D 12x24
Dark Deco



CST35D 8x48
Dark Deco

MOSAICS



CST50/M12REC
Black Bayou 32pc



CANAL STREET

COLOR BODY PORCELAIN



Porcelain Technical Data Properties (Floor)	Results ¹
ANSI® A326.3²	Interior, Wet Plus (IW+)
Surface Hardness	7 Mohs
Break Strength	≥ 450 lbf. avg.
Water Absorption	≤ 0.5% ³
Intended Use⁴	Residential & Light Commercial

¹ Values are offered in good faith as being accurate and typical of normal production. Due to the natural variation of raw materials and manufacturing processes, the values of the purchased product for any particular installation may vary.

² For more information, visit floridatile.com/productuseclassifications.

³ Average production value.

⁴ Please visit www.floridatile.com/intended-use for further details.

Typical Uses

Canal Street color body porcelain tile is appropriate for most residential and commercial wall, countertop, backsplash, and floor applications.

Notice: Not all flooring products are suitable for wet areas, specialized applications, or commercial use. Please refer to the American National Standard Specifications for Ceramic Tile (ANSI® A137.1) for ceramic, stone, and glass installation for specific usage and installation information.

This Florida Tile product will contribute to USGBC LEED® points and the ANSI® approved NAHB® Green Building Points.

Field Tile Nominal Size (in) ¹	Metric (cm)	Pcs./Sq Ft ²	Thickness ³	Edge
12x24	30x60	.5	9mm	Rectified
12x24 (deco)	30x60	.5	9mm	Rectified
8x48 (deco)	20x120	.38	9mm	Rectified
24x48	60x120	.13	9mm	Rectified

Notes

Color, texture, and finish variations may occur due to the nature of the product.

Color reproductions in this printed piece may vary from actual tile colors. Final selection should be made from actual tile samples.

Country of origin and other product features and characteristics are subject to change due to manufacturing efficiencies and other factors. See retailer or product packaging to verify country of origin and other product characteristics.

Mosaic	SKU	Nominal Sheet Size (in) ¹	Metric (cm)	Thickness ³
32-piece	M12REC	12x12	30x30	9mm

Color Variation



V3 Moderate Variation

Trim	Shape	SKU	Nominal Size (in) ¹	Metric (cm)
Bullnose		P43N9	3x24	7.5x60

¹ These values may vary from lot to lot.

² These values are based on actual sizes including the grout joint.

³ May not apply to textured surfaces or tiles with uneven back patterns such as mesh mounted mosaics.

