



# MOOD

NATURAL HARMONY IN DESIGN



SpecCeramics  
A&D Hard Surface Choice  
100% Employee Owned

 **LANDMARK**  
CERAMICS


# LANDMARK

## NATURAL

“Natural” is a gathering of porcelain tile collections that are inspired by different natural stones. Amazing surfaces for floors and walls that recall the shades of the natural material enhancing architecture and design with character and intense elegance. The excellent technical characteristics of Landmark porcelain tile guarantees optimal performance in every intended use both residential and commercial.

### A new landmark in the ceramic industry

Landmark Ceramics is an American company, based in Tennessee that has set out to research, manufacture and sell top quality porcelain ceramics in North America. Technological innovation, market presence, attention to detail, the welfare of people and the environment, efficient service and a thorough product range make Landmark a new benchmark in the North American market for those who are looking for a reliable partner for any building and architecture project using US made top quality porcelain material.



MOOD

## THE INSPIRATION

# WHERE NATURE



THREE STONES, THREE DISTINCT SOULS. FROM THE WARM HARMONY OF LIMESTONE TO THE TIMELESS STRENGTH OF ARDENNE AND THE URBAN EDGE OF CEPPO DI GRÉ, MOOD DRAWS INSPIRATION FROM **NATURE'S PUREST EXPRESSIONS.**



## THE STONE APPEAL



## FOR AN INNOVATIVE COLLECTION

# BECOMES PROJECT

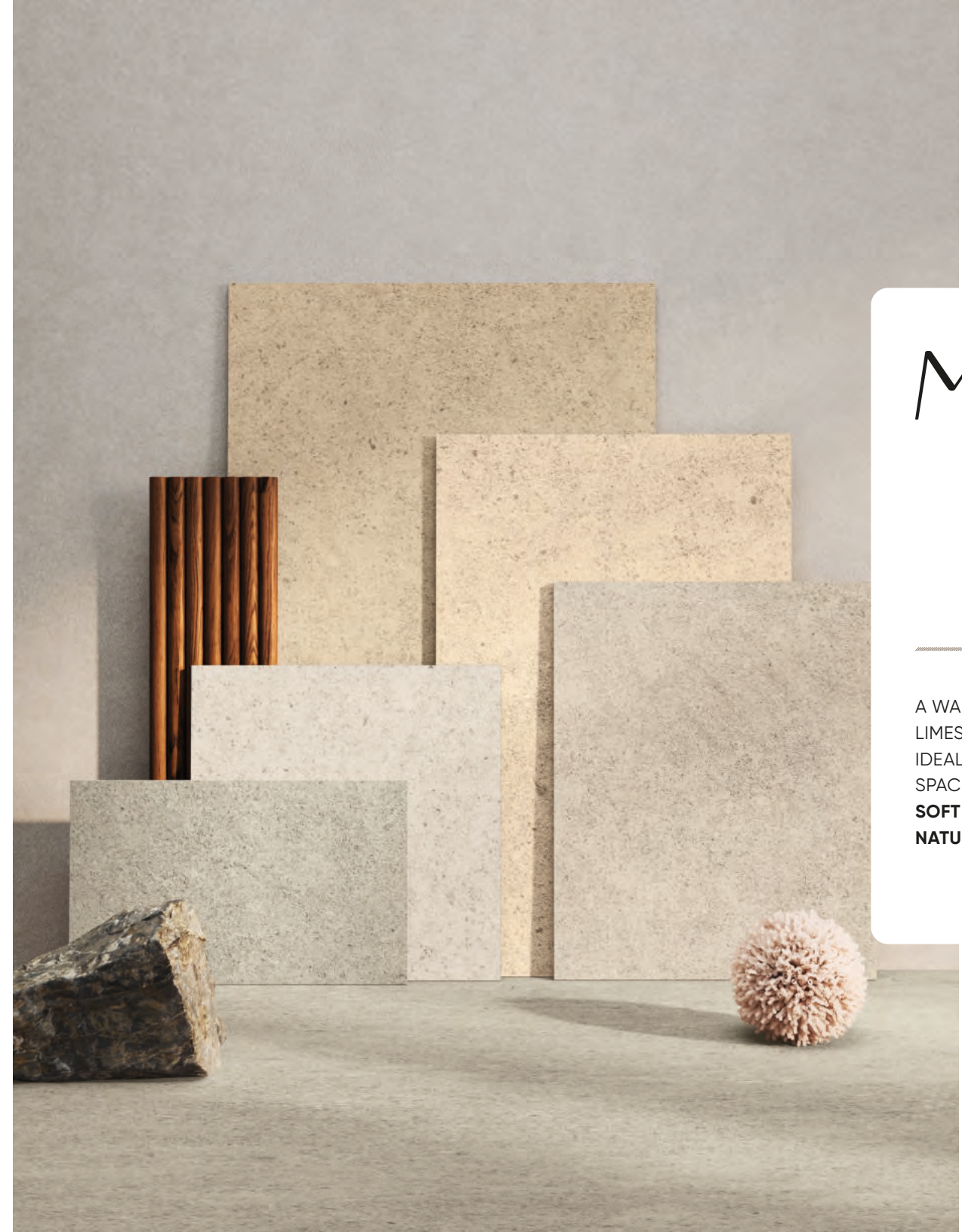


NATURAL BEAUTY IS TRANSFORMED INTO **PORCELAIN SURFACES** THAT COMBINE REFINED AESTHETICS, FUNCTIONALITY, AND PERFORMANCE, DESIGNED TO SHAPE SPACES WITH AUTHENTICITY AND CONTEMPORARY STYLE.

**THE PROJECT / 01**

# THREE EXCLUSIVE AESTHETICS

MOOD BRINGS TOGETHER THREE STONE-INSPIRED LOOKS: EARTH, STONE, AND URBAN, EACH INTERPRETING A DIFFERENT DESIGN ATTITUDE. A VERSATILE PROJECT THAT TRANSLATES NATURAL INSPIRATION INTO COORDINATED PORCELAIN SURFACES FOR INTERIORS AND EXTERIORS, ON FLOORS AND WALLS, ALLOWING DESIGNERS TO CREATE **UNIQUE, PERFECTLY BALANCED ENVIRONMENTS.**



# MOOD EARTH

A WARM AND NEUTRAL LIMESTONE-INSPIRED SURFACE, IDEAL FOR SOPHISTICATED SPACES DEFINED BY **SOFT TONES AND NATURAL ELEGANCE.**

# MOOD STONE



A COOL-TONED ARDENNE  
STONE LOOK THAT CONVEYS  
**RIGOROUS BEAUTY AND  
UNDERSTATED STRENGTH,**  
PERFECT FOR CONTEMPORARY,  
TIMELESS ARCHITECTURE.



# MOOD URBAN



AN EXPRESSIVE CEPPO DI GRÉ  
INTERPRETATION WITH  
**BOLD TEXTURES AND  
DISTINCTIVE CHARACTER,**  
SUITED FOR MODERN, URBAN  
DESIGN STATEMENTS.

## THE PROJECT / 02

# DESIGN HARMONY ACROSS EVERY APPLICATION



COMPRISING PORCELAIN TILES, GRIP TILES, PAVERS, VENEERS, AND MOSAICS, MOOD ENSURES **DESIGN CONTINUITY** ACROSS **EVERY APPLICATION**. FROM FLOORS TO WALLS, FROM INDOOR TO OUTDOOR, THE COLLECTION PROVIDES AN ALL-ROUND SOLUTION THAT COMBINES VERSATILITY, HIGH PERFORMANCE, DECORATIVE SOLUTIONS AND **TIMELESS APPEAL**.



PORCELAIN  
TILES



PORCELAIN  
GRIP TILES



PORCELAIN  
PAVERS



PORCELAIN  
VENEERS



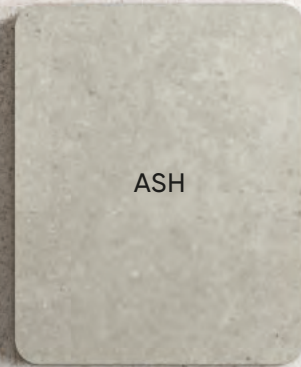
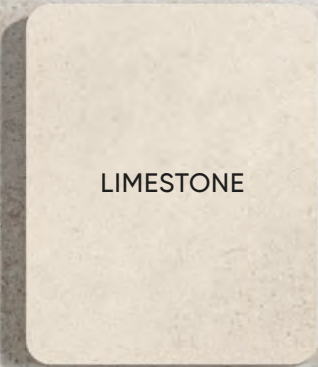
PORCELAIN  
MOSAICS



MOOD  
EARTH

MOOD  
STONE

MOOD  
URBAN



THE RANGE

A MODERN, REFINED  
**DESIGN PALETTE**

A **COMPLETE CHROMATIC JOURNEY**, FROM THE WARM, NATURAL HUES OF MOOD EARTH TO THE COOL, ELEGANT SHADES OF MOOD STONE, UP TO THE TEXTURED CHARACTER OF MOOD URBAN. A BALANCED STONE-INSPIRED PALETTE CONCEIVED TO HARMONIZE TONES AND MATERIALS, ENHANCING **CONTEMPORARY DESIGN PROJECTS WITH REFINED PERSONALITY.**





# MOOD EARTH



LIMESTONE



BISCUIT



DUNE



SAND



GREIGE



ESSENTIAL. TIMELESS. **SOPHISTICATED.**

LIMESTONE



**PROJECT**

FLOOR DESIGN

Mood Earth Limestone - 24"x48"

WALL DESIGN

Mood Earth Limestone - 24"x48"

Mood Earth Limestone Mosaic Chevron 3D - 8"x10"

Mood Urban Pearl 12"x24"

MOOD EARTH - LIMESTONE



**MOOD EARTH**

# AUTHENTIC STONE LOOK FOR **REFINED** **HOSPITALITY**



MOOD CAPTURES THE **NATURAL ELEGANCE OF REAL STONE**, OFFERING TIMELESS STYLE AND SUPERIOR PERFORMANCE FOR SOPHISTICATED HOSPITALITY ENVIRONMENTS.

**PROJECT**

FLOOR DESIGN

Mood Earth Limestone - 24"x48"

MOOD EARTH

# GEOMETRIC REFINEMENT IN MOTION



THE MOOD EARTH CHEVRON MOSAIC  
FEATURES **ELEGANT LINES AND TACTILE DEPTH**,  
ADDING A SOPHISTICATED VIBRATION  
TO WALL COMPOSITIONS.



PROJECT  
WALL DESIGN  
Mood Earth Limestone Mosaic Chevron 3D - 8"x10"



**PROJECT**

OUTDOOR FLOOR DESIGN

Mood Earth Limestone Grip - 24"x48"

OUTDOOR WALL DESIGN

Mood Earth Limestone - 12"x24"

Mood Earth Greige - 12"x24"

Veneer World Atelier Combed Limestone - 12"x24"

Mood Earth Greige Mosaic J - 12"x12"



**PROJECT**  
OUTDOOR WALL DESIGN  
Veneer World Atelier Combed Limestone - 12"x24"  
Mood Earth Greige Mosaic J - 12"x12"



**PROJECT**  
OUTDOOR FLOOR DESIGN  
Mood Earth Limestone Grip - 24"x48"  
OUTDOOR WALL DESIGN  
Mood Earth Limestone - 12"x24"  
Mood Earth Greige Mosaic J - 12"x12"

**MOOD EARTH**

**TOTAL LOOK  
FOR OUTDOOR  
LIVING**



WITH PORCELAIN TILES, PAVERS, VENEERS, AND MOSAICS, MOOD EARTH BRINGS **DESIGN CONTINUITY OUTDOORS**, CREATING COORDINATED AND TIMELESS ENVIRONMENTS IN NATURAL TONES.



BISCUIT



**PROJECT**

INDOOR FLOOR DESIGN

Mood Earth Biscuit - 24"x48"

Mood Earth Limestone Grip - 12"x24"

OUTDOOR FLOOR DESIGN

Frontier20 Limestone - 24"x48"

INDOOR WALL DESIGN

Mood Earth Biscuit - 24"x48"

Mood Earth Biscuit Mosaic J - 12"x12"



MOOD EARTH

# REFINED ACCENTS FOR BATHROOM DESIGN



MOSAIC J OFFERS A BRICK-INSPIRED PATTERN THAT ADDS **TEXTURE AND ELEGANCE** TO SHOWER WALLS AND BATHROOM SPACES.

**PROJECT**  
INDOOR WALL DESIGN  
Mood Earth Biscuit - 24"x48"  
Mood Earth Biscuit Mosaic J - 12"x12"

DUNE



**PROJECT**

OUTDOOR FLOOR DESIGN

Mood Earth Dune Grip - 12"x24"

Mood Earth Dune - 24"x48"

OUTDOOR WALL DESIGN

Veneer World Atelier Combed Dune - 12"x24"

Mood Earth Dune - 12"x24"

Mood Urban Pearl - 12"x24"

MOOD EARTH

# SAFETY MEETS SOPHISTICATED STYLE



MOOD EARTH GRIP TILES ENSURE **MAXIMUM SLIP RESISTANCE AND REFINED BEAUTY**, IDEAL FOR ELEGANT AND SAFE OUTDOOR SPACES AND INDOOR WET AREAS.



**PROJECT**

OUTDOOR FLOOR DESIGN  
Mood Earth Dune Grip - 12"x24"



MOOD EARTH - DUNE

MOOD EARTH

# BRINGING STYLE OUTDOORS



ATELIER COMBED BRINGS REFINED TEXTURES TO  
**OUTDOOR WALL DESIGN**, COMBINING THREE-  
DIMENSIONAL DEPTH WITH THE NATURAL ELEGANCE  
OF PORCELAIN SURFACES.

**PROJECT**

OUTDOOR WALL DESIGN

Veneer World Atelier Combed Dune - 12"x24"



SAND



**PROJECT**

INDOOR FLOOR DESIGN

Mood Earth Sand - 24"x48"

OUTDOOR FLOOR DESIGN

Frontier20 Sand - 24"x48"

INDOOR WALL DESIGN

Veneer World Atelier Combed Sand - 12"x24"

OUTDOOR WALL DESIGN

Mood Earth Biscuit Mosaic J - 12"x12"



**MOOD EARTH**

**BRINGING  
NATURAL  
ELEGANCE TO  
VERTICAL DESIGN**



THANKS TO ATELIER COMBED, MOOD EARTH CREATES REFINED WALL COMPOSITIONS WHERE **DELICATE LINEAR GROOVES** ENHANCE THE NATURAL WARMTH OF LIMESTONE, TURNING SURFACES INTO ELEGANT DECORATIVE ELEMENTS.

**PROJECT**

INDOOR WALL DESIGN

Veneer World Atelier Combed Sand - 12"x24"



MOOD EARTH - SAND

**PROJECT**  
INDOOR FLOOR DESIGN  
Mood Earth Sand - 24"x48"

**MOOD EARTH**

**SEAMLESS BEAUTY,  
BOTH IN & OUT**



PORCELAIN TILES AND PAVERS FEATURE WARM, TONE-ON-TONE SHADES AND A SMOOTH LIMESTONE LOOK THAT BLENDS **TIMELESS STYLE WITH SUPERIOR FUNCTIONALITY.**



**FRONTIER20**  
COORDINATED PORCELAIN PAVERS

**PROJECT**  
OUTDOOR FLOOR DESIGN  
Frontier20 Sand - 24"x48"

GREIGE

PROJECT

FLOOR DESIGN

Mood Earth Greige - 24"x48"

WALL DESIGN

Mood Earth Greige - 24"x48"

Mood Earth Sand - 24"x48"

Veneer World Atelier Combed Greige - 12"x24"

**MOOD EARTH**

DESIGN  
FREEDOM  
FOR **LARGE**  
**COMMERCIAL**  
**SPACES**



THE WIDE RANGE OF FORMATS, FINISHES, AND TECHNICAL PERFORMANCES MAKES MOOD IDEAL FOR **LARGE-SCALE PROJECTS**, ENSURING VISUAL IMPACT AND MAXIMUM SAFETY.



**PROJECT**  
FLOOR DESIGN  
Mood Earth Greige - 24"x48"



# MOOD STONE



VERSATILE. EXCLUSIVE. MODERN.



FROST



**PROJECT**  
INDOOR FLOOR DESIGN  
Mood Stone Frost - 24"x48"  
OUTDOOR FLOOR DESIGN  
Frontier20 Ivory - 24"x24"  
INDOOR WALL DESIGN  
Mood Stone Frost Mosaic A - 12"x12"

MOOD STONE - FROST



**MOOD STONE**

# ELEGANT SCALE FOR **MODERN** **SPACES**



THE 24"x48" SIZE IS PERFECT FOR LARGE RESIDENTIAL AND COMMERCIAL AREAS, EMPHASIZING **CLEAN LINES AND THE TIMELESS ELEGANCE** OF NATURAL STONE.

**PROJECT**

INDOOR FLOOR DESIGN  
Mood Stone Frost - 24"x48"

**MOOD STONE**

**PERFECT  
BALANCE  
OF TEXTURES  
AND MOODS**



MOOD STONE AND MOOD URBAN COMPLEMENT EACH OTHER SEAMLESSLY, BLENDING **REFINED STONE TONES WITH BOLD URBAN CHARACTER.**



**PROJECT**  
OUTDOOR FLOOR DESIGN  
Frontier20 Ivory - 24"x24"  
INDOOR FLOOR DESIGN  
Mood Stone Frost - 24"x48"



**PROJECT**  
OUTDOOR FLOOR DESIGN  
Frontier20 Frost - 24"x24"  
OUTDOOR POOL DESIGN  
Frontier20 Frost Trim Pieces  
OUTDOOR WALL DESIGN  
Mood Stone Frost - 12"x24"

**MOOD STONE**

**COMPLETE  
SOLUTIONS  
FOR OUTDOOR  
DESIGN**



THE FRONTIER20 PORCELAIN PAVERS WITH COORDINATED TRIM PIECES BRING CONTINUITY AND REFINED DETAIL TO POOL DECKS AND OUTDOOR LIVING SPACES.



**PROJECT**

OUTDOOR FLOOR DESIGN

Frontier20 Frost / 24"x24"

OUTDOOR POOL DESIGN

Frontier20 Frost Trim Pieces

ASH



**PROJECT**

FLOOR DESIGN

Mood Stone Ash Grip - 24"x48"

WALL DESIGN

Mood Stone Ash - 24"x48"

Mood Urban Ivory - 12"x24"

Mood Stone Ash Mosaic A - 12"x12"

MOOD STONE

# SAFE ELEGANCE FOR WELLNESS SPACES



MOOD STONE GRIP TILES COMBINE **SAFETY AND REFINED STYLE**, DELIVERING A NATURAL STONE LOOK IDEAL FOR SPA AND WELLNESS ENVIRONMENTS.



**PROJECT**

FLOOR DESIGN

Mood Stone Ash Grip - 24"x48"

WALL DESIGN

Mood Urban Ivory - 12"x24"

Mood Stone Ash Mosaic A - 12"x12"



TAUPE



**PROJECT**

FLOOR DESIGN

Mood Stone Taupe - 24"x48"

Mood Stone Taupe Mosaic A - 12"x12"

WALL DESIGN

Mood Urban Ivory - 12"x24"

Mood Earth Limestone Mosaic Chevron 3D - 8"x10"

Veneer World Atelier Combed Limestone - 12"x24"



MOOD STONE

# CONTEMPORARY RETAIL APPLICATIONS



COMBINING MOOD STONE PORCELAIN TILES AND MOSAICS CREATES **REFINED, WELCOMING SPACES** WHERE NATURAL TEXTURES ENHANCE DESIGN CONTINUITY.

**PROJECT**  
FLOOR DESIGN  
Mood Stone Taupe - 24"x48"  
Mood Stone Taupe Mosaic A - 12"x12"

MOOD STONE

DARK



**PROJECT**

- INDOOR FLOOR DESIGN  
Mood Stone Dark - 24"x48" - 12"x24"
- OUTDOOR FLOOR DESIGN  
Frontier20 Ash - 24"x24"
- INDOOR WALL DESIGN  
Mood Stone Dark - 12"x24"
- OUTDOOR WALL DESIGN  
Mood Stone Ash 24"x48" - 12"x24"
- INDOOR WALL DESIGN  
Mood Stone Dark - 12"x24"
- OUTDOOR WALL DESIGN  
Mood Stone Ash - 12"x24"

MOOD STONE - DARK

FRONTIER20

COORDINATED PORCELAIN PAVERS

MOOD STONE

# SEAMLESS CONTINUITY FROM INDOOR TO OUTDOOR



THE 20 MM PORCELAIN PAVERS EXTEND THE ARDENNE STONE LOOK TO OUTDOORS, ENSURING **DURABILITY AND VISUAL HARMONY** ACROSS EVERY SPACE.

## PROJECT

OUTDOOR FLOOR DESIGN

Frontier20 Ash - 24"x24"

INDOOR FLOOR DESIGN

Mood Stone Dark - 24"x48"

OUTDOOR WALL DESIGN

Mood Stone Dark - 12"x24"

Mood Stone Ash - 12"x24"

INDOOR WALL DESIGN

Mood Stone Dark - 12"x24"

Mood Stone Ash - 12"x24"

MOOD STONE - DARK



**PROJECT**  
INDOOR WALL DESIGN  
Mood Stone Dark - 12"x24"  
Mood Stone Ash - 12"x24"



**PROJECT**  
INDOOR FLOOR DESIGN  
Mood Stone Dark - 24"x48" - 12"x24"  
INDOOR WALL DESIGN  
Mood Stone Ash 24"x48" - 12"x24"

**MOOD STONE**


**TOTAL LOOK WITH  
CONTEMPORARY  
CHARACTER**



MOOD STONE BRINGS THE DISTINCTIVE STONE  
TEXTURE INDOORS, CREATING REFINED,  
MODERN SPACES WITH A COHERENT AESTHETIC.

MOOD STONE

CHARCOAL



**PROJECT**

FLOOR DESIGN

Mood Stone Charcoal - 24"x48"

WALL DESIGN

Mood Stone Charcoal - 12"x24"

Mood Urban Pearl - 12"x24"

Mood Stone Charcoal Mosaic A - 12"x12"

MOOD STONE - CHARCOAL



**PROJECT**  
WALL DESIGN  
Mood Stone Charcoal - 12"x24"  
Mood Urban Pearl - 12"x24"  
Mood Stone Charcoal Mosaic A - 12"x12"



**PROJECT**  
FLOOR DESIGN  
Mood Stone Charcoal - 24"x48"

**MOOD STONE**

**REFINED,  
CONTEMPORARY  
BATHROOM DESIGN**



MOOD STONE BRINGS THE ENVELOPING BEAUTY OF STONE TO BATHROOM DESIGN, CREATING SERENE, TIMELESS SPACES FILLED WITH UNDERSTATED ELEGANCE.



# MOOD URBAN



ICONIC. ECLECTIC. UNMISTAKABLE.



PEARL



**PROJECT**  
 INDOOR FLOOR DESIGN  
 Mood Urban Pearl - 12"x24"  
 OUTDOOR FLOOR DESIGN  
 Frontier20 Pearl - 12"x24"  
 INDOOR WALL DESIGN  
 Mood Urban Pearl - 12"x24"  
 OUTDOOR WALL DESIGN  
 Mood Urban Pearl - 12"x24"

MOOD URBAN

**STRENGTH  
AND STYLE**  
WITHOUT  
COMPROMISE



THE F20 PORCELAIN PAVERS OF MOOD URBAN ENSURE **SEAMLESS INDOOR-OUTDOOR CONTINUITY**, COMBINING A DISTINCTIVE STONE LOOK WITH SUPERIOR TECHNICAL PERFORMANCE AND EXCEPTIONAL DURABILITY.



**PROJECT**  
OUTDOOR FLOOR DESIGN  
Frontier20 Pearl - 24"x24"  
OUTDOOR WALL DESIGN  
Mood Urban Pearl - 24"x24"

MOOD URBAN - PEARL



PROJECT  
INDOOR WALL DESIGN  
Mood Urban Pearl - 12"x24"



PROJECT  
INDOOR FLOOR DESIGN  
Mood Urban Pearl - 12"x24"



MOOD URBAN

BEAUTY  
THAT PERFORMS  
NATURALLY



MOOD PORCELAIN SURFACES OFFER A **REFINED NATURAL LOOK** WHILE BEING VOC-FREE, HYGIENIC, AND EASY TO CLEAN, DELIVERING STYLE, SAFETY, AND WELLBEING IN EVERY SPACE.



SMOKE



**PROJECT**

FLOOR DESIGN

Mood Urban Smoke - 12"x24"

WALL DESIGN

Mood Urban Smoke - 12"x24"

Veneer World Atelier Combed Limestone - 12"x24"



**MOOD URBAN**

**DISTINCTIVE  
URBAN  
CHARACTER**



---

MOOD URBAN REINTERPRETS THE **ICONIC  
CEPPO DI GRÉ STONE LOOK**, DELIVERING A BOLD,  
SOPHISTICATED AESTHETIC PERFECT  
FOR CONTEMPORARY ARCHITECTURE.

**PROJECT**  
FLOOR DESIGN  
Mood Urban Smoke - 12"x24"

**SUSTAINABILITY**

**RECYCLABLE**



Tile can be recycled inside the production process when not fired yet or, once they have finished their life-cycle, can be used as compact base material. On the contrary, many plastic base materials such as vinyl cannot.


**SUSTAINABILITY**

**ECO-FRIENDLY AND SAFE**



**SUSTAINABILITY**


**ENERGY EFFICIENT**



Tile's inherent thermal mass reduces peak heating and cooling, which helps moderate temperature swings in your home.

**HEALTH**

**NATURAL INGREDIENTS**



Tile is made of clays and other naturally-occurring minerals and does not contain chemicals with potential adverse health effects (pvc, voc, formaldehyde, plastic etc...)

**SAFETY/DURABILITY**

**SCRATCH AND DENT RESISTANT**



Tile is strong, hard and resistant to most type of scratches. Tile also, being an extremely dense material, doesn't fear any denting damage, like many others flooring materials do.

**SAFETY/DURABILITY**

**FADE AND UV RESISTANT**



**SUSTAINABILITY**

**FLOOR HEAT FRIENDLY**



**SUSTAINABILITY**

**VERY LONG SERVICE LIFE**



Tile when properly installed and maintained can last for decades.

**SUSTAINABILITY**


**COST SAVING OVER TIME**



Thanks to its long service life and easy maintenance, porcelain tile is very cost effective over time when compared to flooring products that need to be replaced more frequently.


**SAFETY/DURABILITY**

**RESISTANT TO ACID**



**SAFETY/DURABILITY**

**WATER PROOF**



Tile is very compact and impervious therefore doesn't absorb. With tile you'll never have to worry about water.

**SAFETY/DURABILITY**

**FIRE PROOF**



Tile doesn't burn, melt or give off toxic fumes when exposed to fire.

**HEALTH**

**PREVENT BACTERIA GROWTH**



Tile is completely inhospitable to bacteria. That means no mold or mildew, and a healthier home for you.

**HEALTH**

**ZERO ALLERGENES**



Tile is both hard and impervious therefore inhospitable to dust mites, bacteria, fungi, mold and other irritants.

**HEALTH**

**ZERO SMOKE DEVELOPMENT**



Tile never gives off toxic fumes, even when exposed to fire.

**SAFETY/DURABILITY**

**DOESN'T BEND**



Tile is hard and compact.

**SAFETY/DURABILITY**

**PET FRIENDLY**



Tile is both dog and cat scratch proof.

**SAFETY/DURABILITY**


**RESISTANT TO FROST**



Tile is snow and ice proof.

**HEALTH**

**ZERO FORMALDEHYDE**



Formaldehyde is known to lead to an increased incidence of asthma. Tile has zero formaldehyde.

**HEALTH**

**ZERO PVC ZERO VOC**



Tile is completely PVC and VOC (volatile organic compound) free that means a healthier home for you.

**HEALTH**

**PLASTIC FREE**



Tiles are free from any PBM (Plastic Base Material) materials used in vinyl and LVT.

**EASY CARE**

**STAIN RESISTANCE**



**EASY CARE**

**EASY TO KEEP CLEAN**



**VERSATILITY**

**FLOOR AND WALL**



Tile is ideal for both floor and wall application indoor and outdoor.

COLORED BODY PORCELAIN TILES - Rectified Monocaliber

MATT - GRIP

LIMESTONE




Available sizes

Color shading



24"x48"  
MATT  
± 0.35" / 9 mm

12"x24"  
MATT  
± 0.35"



24"x48"  
GRIP  
± 0.35"

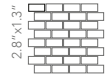
12"x24"  
GRIP  
± 0.35"



12"x24"  
VENEER  
ATELIER COMBED  
± 0.35"



8"x10"  
MATT + COMBED  
MOSAIC CHEVRON 3D  
± 0.35"



12"x12"  
MATT  
MOSAIC J  
± 0.35"

BISCUIT




Available sizes

Color shading




24"x48"  
MATT  
± 0.35" / 9 mm

12"x24"  
MATT  
± 0.35"



24"x48"  
GRIP  
± 0.35"

12"x24"  
GRIP  
± 0.35"



12"x12"  
MATT  
MOSAIC J  
± 0.35"

DUNE




Available sizes

Color shading




24"x48"  
MATT  
± 0.35" / 9 mm

12"x24"  
MATT  
± 0.35"



24"x48"  
GRIP  
± 0.35"

12"x24"  
GRIP  
± 0.35"



12"x24"  
VENEER  
ATELIER COMBED  
± 0.35"



8"x10"  
MATT + COMBED  
MOSAIC CHEVRON 3D  
± 0.35"



12"x12"  
MATT  
MOSAIC J  
± 0.35"

SAND




Available sizes

Color shading



24"x48"  
MATT  
± 0.35" / 9 mm

12"x24"  
MATT  
± 0.35"



24"x48"  
GRIP  
± 0.35"

12"x24"  
GRIP  
± 0.35"



12"x24"  
VENEER  
ATELIER COMBED  
± 0.35"



8"x10"  
MATT + COMBED  
MOSAIC CHEVRON 3D  
± 0.35"



12"x12"  
MATT  
MOSAIC J  
± 0.35"

The color of tiles printed in this catalog may differ from actual tiles. Tile color reproductions in this catalog are representative only. Slight tone and shade variations are inherent in porcelain tiles. Before selecting a color, we recommend that you contact your local representative, who will provide you with a sample piece of the requested tile.

This porcelain tile product is manufactured with a V2 shade variation. Remember that the amount of color as well as the texture of each piece may vary from tile to tile. Inspect the product immediately upon delivery and select tiles from many boxes during installation to minimize and blend any possible color difference.

Color Shading



UNIFORM APPEARANCE



SLIGHT VARIATION



MODERATE VARIATION



SUBSTANTIAL VARIATION

COLORED BODY PORCELAIN TILES - Rectified Monocaliber

GREIGE




Available sizes

Color shading



24"x48"  
MATT  
± 0.35" / 9 mm

12"x24"  
MATT  
± 0.35"

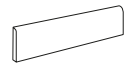


12"x12"  
MATT  
MOSAIC J  
± 0.35"

TRIM TILES

MATT

COORDINATED COVE BASE FROM VISION AND VISION COLOR COLLECTIONS



BULLNOSE 3"x24"



COVE BASE 6"x12"

	BULLNOSE 3"x24"	COVE BASE 6"x12"
LIMESTONE	●	VISION DOVE
BISCUIT	●	VISION DOVE
DUNE	●	VISION DOVE
SAND	●	VISION TAUPE
GREIGE	●	VISION PEARL

PORCELAIN MOSAICS

MATT



Limestone  
Mosaic J  
2.8"x1.3" - 12"x12"



Biscuit  
Mosaic J  
2.8"x1.3" - 12"x12"



Dune  
Mosaic J  
2.8"x1.3" - 12"x12"



Sand  
Mosaic J  
2.8"x1.3" - 12"x12"



Greige  
Mosaic J  
2.8"x1.3" - 12"x12"



12"x12"  
MATT  
MOSAIC J  
± 0.35" / 9 mm



Limestone  
Mosaic Chevron 3D  
1.7"x 5.2" - 7.44"x9.9"



Dune  
Mosaic Chevron 3D  
1.7"x 5.2" - 7.44"x9.9"



Sand  
Mosaic Chevron 3D  
1.7"x 5.2" - 7.44"x9.9"



8"x10"  
MATT + COMBED  
MOSAIC CHEVRON 3D  
± 0.35" / 9 mm

COLORED BODY PORCELAIN VENEERS - Rectified Monocaliber

MATT

LIMESTONE




12"x24"  
VENEER  
ATELIER COMBED  
± 0.35" / 9 mm

DUNE



12"x24"  
VENEER  
ATELIER COMBED  
± 0.35" / 9 mm

SAND



12"x24"  
VENEER  
ATELIER COMBED  
± 0.35" / 9 mm

**COLORED BODY PORCELAIN GRIP TILES - Rectified Monocaliber**


**GRIP**

**LIMESTONE**



Available sizes

Color shading



24" x 48"  
GRIP  
± 0.35"


12" x 24"  
GRIP  
± 0.35"

**DUNE**



Available sizes

Color shading



24" x 48"  
GRIP  
± 0.35"


12" x 24"  
GRIP  
± 0.35"

**SAND**



Available sizes

Color shading



24" x 48"  
GRIP  
± 0.35"

12" x 24"  
GRIP  
± 0.35"



The color of tiles printed in this catalog may differ from actual tiles. Tile color reproductions in this catalog are representative only. Slight tone and shade variations are inherent in porcelain tiles. Before selecting a color, we recommend that you contact your local representative, who will provide you with a sample piece of the requested tile.

This porcelain tile product is manufactured with a V2 shade variation. Remember that the amount of color as well as the texture of each piece may vary from tile to tile. Inspect the product immediately upon delivery and select tiles from many boxes during installation to minimize and blend any possible color difference.

Color Shading



UNIFORM APPEARANCE



SLIGHT VARIATION



MODERATE VARIATION



SUBSTANTIAL VARIATION

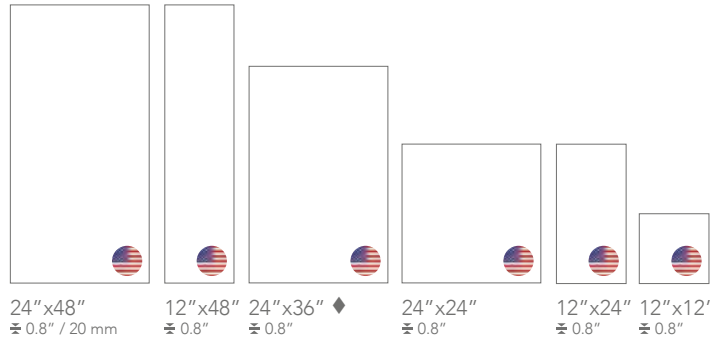
## COLORED BODY PORCELAIN PAVERS - Rectified Monocaliber

GRIP

### LIMESTONE



#### Available sizes



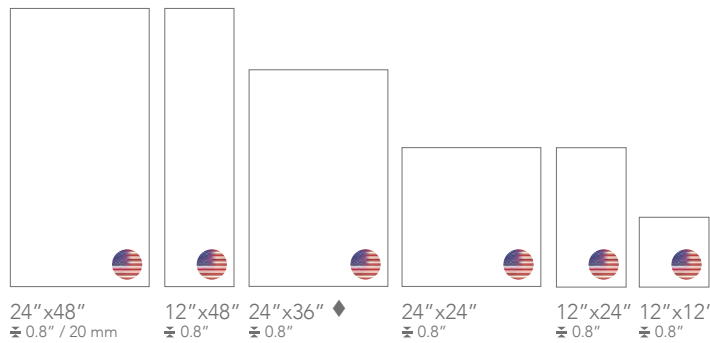
#### Color shading



### DUNE



#### Available sizes



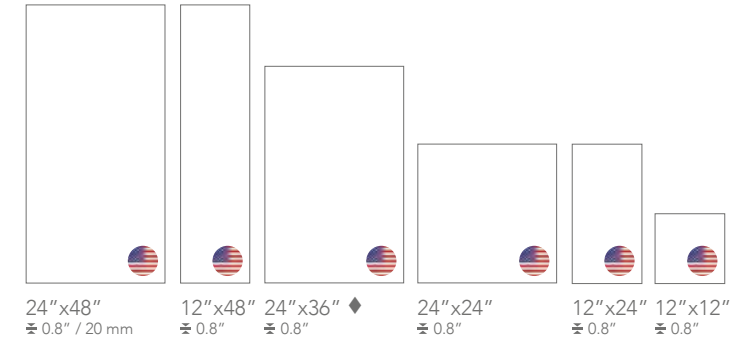
#### Color shading



### SAND



#### Available sizes



#### Color shading



♦ NOTE: 24" x 36" is sold as mix (24" x 36" + 12" x 24") along with 12" x 24". The two sizes are palletized on the same pallet and sold together.

#### RECOMMENDED USE

Mood Earth matt finish is recommended for indoor floors, walls, countertops, and outdoor walls in commercial and residential applications. The use of Mood Earth matt finish is not recommended for outdoor floors (for that application use Grip finish or Frontier20). Landmark recommends an offset no greater than 30%, if a staggered pattern is required for tiles of 20" inches or longer. Landmark recommends the use of leveler for a proper installation.

#### CARE AND MAINTENANCE

Do not apply any wax or sealer to the product after installation. Regular cleaning is the best way to keep tiles looking good. Use clean, hot water (add household cleaner for more aggressive cleaning). Rinse thoroughly and dry with a soft cloth to prevent water spots. Please visit [lcsusa.com](http://lcsusa.com). For further information regarding the care and maintenance of Landmark products.

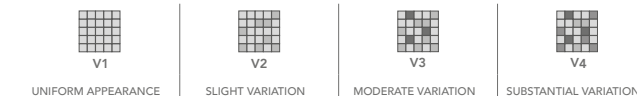
#### WARRANTY

Landmark guarantees that its products will meet or exceed the performance specifications set out in ANSI A137.1- 2012 and in the performance specifications section of the Landmark general catalog. For more information, please visit our website at [lcsusa.com](http://lcsusa.com).

The color of tiles printed in this catalog may differ from actual tiles. Tile color reproductions in this catalog are representative only. Slight tone and shade variations are inherent in porcelain tiles. Before selecting a color, we recommend that you contact your local representative, who will provide you with a sample piece of the requested tile.

This porcelain tile product is manufactured with a V2 shade variation. Remember that the amount of color as well as the texture of each piece may vary from tile to tile. Inspect the product immediately upon delivery and select tiles from many boxes during installation to minimize and blend any possible color difference.

#### Color Shading



COLORED BODY PORCELAIN TILES - Rectified Monocaliber

MATT - GRIP

FROST




Available sizes

Color shading



24"x48"  
MATT  
± 0.35" / 9 mm

12"x24"  
MATT  
± 0.35"



24"x48"  
GRIP  
± 0.35"

12"x24"  
GRIP  
± 0.35"



12"x12"  
MATT  
MOSAIC A  
± 0.35"

ASH




Available sizes

Color shading



24"x48"  
MATT  
± 0.35" / 9 mm

12"x24"  
MATT  
± 0.35"



24"x48"  
GRIP  
± 0.35"

12"x24"  
GRIP  
± 0.35"



12"x12"  
MATT  
MOSAIC A  
± 0.35"

TAUPE



Available sizes

Color shading



24"x48"  
MATT  
± 0.35" / 9 mm

12"x24"  
MATT  
± 0.35"



24"x48"  
GRIP  
± 0.35"

12"x24"  
GRIP  
± 0.35"



12"x12"  
MATT  
MOSAIC A  
± 0.35"

DARK



Available sizes

Color shading



24"x48"  
MATT  
± 0.35" / 9 mm

12"x24"  
MATT  
± 0.35"



24"x48"  
GRIP  
± 0.35"

12"x24"  
GRIP  
± 0.35"



12"x12"  
MATT  
MOSAIC A  
± 0.35"

The color of tiles printed in this catalog may differ from actual tiles. Tile color reproductions in this catalog are representative only. Slight tone and shade variations are inherent in porcelain tiles. Before selecting a color, we recommend that you contact your local representative, who will provide you with a sample piece of the requested tile.

This porcelain tile product is manufactured with a V2 shade variation. Remember that the amount of color as well as the texture of each piece may vary from tile to tile. Inspect the product immediately upon delivery and select tiles from many boxes during installation to minimize and blend any possible color difference.

Color Shading



V1  
UNIFORM APPEARANCE



V2  
SLIGHT VARIATION



V3  
MODERATE VARIATION



V4  
SUBSTANTIAL VARIATION

CHARCOAL




Available sizes

Color shading



24"x48"  
MATT  
≅ 0.35" / 9 mm

12"x24"  
MATT  
≅ 0.35"



24"x48"  
GRIP  
≅ 0.35"

12"x24"  
GRIP  
≅ 0.35"



12"x12"  
MATT  
MOSAIC A  
≅ 0.35"



Frost  
Mosaic A  
2"x2" - 12"x12"



Ash  
Mosaic A  
2"x2" - 12"x12"



Taupe  
Mosaic A  
2"x2" - 12"x12"



Dark  
Mosaic A  
2"x2" - 12"x12"





Charcoal  
Mosaic A  
2"x2" - 12"x12"



12"x12"  
MATT  
MOSAIC A  
≅ 0.35" / 9 mm

TRIM TILES

MATT

	 BULLNOSE 3"x24"	 COVE BASE 6"x12"
FROST	●	VISION COLOR STAR WHITE
ASH	●	VISION PEARL
TAUPE	●	VISION PEARL
DARK	●	VISION DARK
CHARCOAL	●	VISION COLOR STAR BLACK

COORDINATED COVE BASE FROM VISION AND VISION COLOR COLLECTIONS




COLORED BODY PORCELAIN GRIP TILES - Rectified Monocaliber

FROST



Available sizes

Color shading



24"x48"  
GRIP  
± 0.35"


12"x24"  
GRIP  
± 0.35"

ASH



Available sizes

Color shading



24"x48"  
GRIP  
± 0.35"


12"x24"  
GRIP  
± 0.35"

CHARCOAL



Available sizes

Color shading



24"x48"  
GRIP  
± 0.35"

12"x24"  
GRIP  
± 0.35"



The color of tiles printed in this catalog may differ from actual tiles. Tile color reproductions in this catalog are representative only. Slight tone and shade variations are inherent in porcelain tiles. Before selecting a color, we recommend that you contact your local representative, who will provide you with a sample piece of the requested tile.

This porcelain tile product is manufactured with a V2 shade variation. Remember that the amount of color as well as the texture of each piece may vary from tile to tile. Inspect the product immediately upon delivery and select tiles from many boxes during installation to minimize and blend any possible color difference.

Color Shading



UNIFORM APPEARANCE



SLIGHT VARIATION



MODERATE VARIATION



SUBSTANTIAL VARIATION

## COLORED BODY PORCELAIN PAVERS - Rectified Monocaliber

### FROST



#### Available sizes



24" x 24"  
± 0.8" / 20 mm

#### Color shading



V2

### ASH



#### Available sizes



24" x 24"  
± 0.8" / 20 mm


#### Color shading



V2



### CHARCOAL



#### Available sizes



24" x 24"  
± 0.8" / 20 mm

#### Color shading

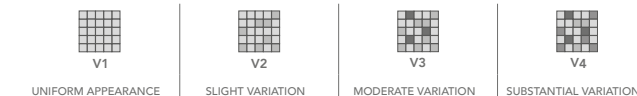


V2

The color of tiles printed in this catalog may differ from actual tiles. Tile color reproductions in this catalog are representative only. Slight tone and shade variations are inherent in porcelain tiles. Before selecting a color, we recommend that you contact your local representative, who will provide you with a sample piece of the requested tile.

This porcelain tile product is manufactured with a V2 shade variation. Remember that the amount of color as well as the texture of each piece may vary from tile to tile. Inspect the product immediately upon delivery and select tiles from many boxes during installation to minimize and blend any possible color difference.

#### Color Shading



### RECOMMENDED USE

Mood Stone matt finish is recommended for indoor floors, walls, countertops, and outdoor walls in commercial and residential applications. The use of Mood Stone matt finish is not recommended for outdoor floors (for that application use Grip finish or Frontier20). Landmark recommends an offset no greater than 30%, if a staggered pattern is required for tiles of 20" inches or longer. Landmark recommends the use of leveler for a proper installation.

### CARE AND MAINTENANCE

Do not apply any wax or sealer to the product after installation. Regular cleaning is the best way to keep tiles looking good. Use clean, hot water (add household cleaner for more aggressive cleaning). Rinse thoroughly and dry with a soft cloth to prevent water spots. Please visit [lcusa.com](http://lcusa.com). For further information regarding the care and maintenance of Landmark products.

### WARRANTY

Landmark guarantees that its products will meet or exceed the performance specifications set out in ANSI A137.1- 2012 and in the performance specifications section of the Landmark general catalog. For more information, please visit our website at [lcusa.com](http://lcusa.com).

COLORED BODY PORCELAIN TILES - Rectified Monocaliber

MATT

IVORY

27%  
RECYCLED MATERIAL



Available sizes


Color shading



12"x24"  
MATT  
± 0.35"/9 mm

PEARL

27%  
RECYCLED MATERIAL



Available sizes


Color shading



12"x24"  
MATT  
± 0.35"/9 mm

SMOKE

26%  
RECYCLED MATERIAL



Available sizes

Color shading



12"x24"  
MATT  
± 0.35"/9 mm



TRIM TILES

MATT

COORDINATED COVE BASE FROM VISION AND VISION COLOR COLLECTIONS



BULLNOSE 3"x24"



COVE BASE 6"x12"

IVORY	●	VISION DOVE
PEARL	●	VISION PEARL
SMOKE	●	VISION DARK

The color of tiles printed in this catalog may differ from actual tiles. Tile color reproductions in this catalog are representative only. Slight tone and shade variations are inherent in porcelain tiles. Before selecting a color, we recommend that you contact your local representative, who will provide you with a sample piece of the requested tile.

This porcelain tile product is manufactured with a V3 shade variation. Remember that the amount of color as well as the texture of each piece may vary from tile to tile. Inspect the product immediately upon delivery and select tiles from many boxes during installation to minimize and blend any possible color difference.

Color Shading



UNIFORM APPEARANCE



SLIGHT VARIATION



MODERATE VARIATION



SUBSTANTIAL VARIATION

## COLORED BODY PORCELAIN PAVERS - Rectified Monocaliber

### IVORY



#### Available sizes




24" x 24"  
± 0.8" / 20 mm

#### Color shading



V3

### PEARL



#### Available sizes



24" x 24"  
± 0.8" / 20 mm


#### Color shading



V3



### SMOKE



#### Available sizes



24" x 24"  
± 0.8" / 20 mm

#### Color shading



V3

The color of tiles printed in this catalog may differ from actual tiles. Tile color reproductions in this catalog are representative only. Slight tone and shade variations are inherent in porcelain tiles. Before selecting a color, we recommend that you contact your local representative, who will provide you with a sample piece of the requested tile.

This porcelain tile product is manufactured with a V3 shade variation. Remember that the amount of color as well as the texture of each piece may vary from tile to tile. Inspect the product immediately upon delivery and select tiles from many boxes during installation to minimize and blend any possible color difference.

#### Color Shading



### RECOMMENDED USE

Mood Urban matt finish is recommended for indoor floors, walls, countertops, and outdoor walls in commercial and residential applications. The use of Mood Urban matt finish is not recommended for outdoor floors (for that application use Grip finish or Frontier20). Landmark recommends an offset no greater than 30%, if a staggered pattern is required for tiles of 20" inches or longer. Landmark recommends the use of leveler for a proper installation.

### CARE AND MAINTENANCE

Do not apply any wax or sealer to the product after installation. Regular cleaning is the best way to keep tiles looking good. Use clean, hot water (add household cleaner for more aggressive cleaning). Rinse thoroughly and dry with a soft cloth to prevent water spots. Please visit [lcusa.com](http://lcusa.com). For further information regarding the care and maintenance of Landmark products.

### WARRANTY

Landmark guarantees that its products will meet or exceed the performance specifications set out in ANSI A137.1- 2012 and in the performance specifications section of the Landmark general catalog. For more information, please visit our website at [lcusa.com](http://lcusa.com).

COLORED BODY PORCELAIN - Rectified Monocaliber

PHYSICAL PROPERTIES	TEST ASTM	NORTH AMERICAN STANDARD A137.1* / A137.3*	PORCELAIN TILES (REF A137.1)	PORCELAIN GRIP TILES GRIP TILE WORLD (REF A137.1)	PORCELAIN PAVERS FRONTIER20 (REF A137.3)	PORCELAIN VENEERS VENEER WORLD (REF A137.1)
			RESULTS	RESULTS	RESULTS	RESULTS
Water absorption *	C373	≤ 0.5%	COMPLY WITH ANSI A137.1	COMPLY WITH ANSI A137.1	COMPLY WITH ANSI A137.3	COMPLY WITH ANSI A137.1
DCOF Average dynamic coefficient of friction **	ANSI A.326.3	As reported	IW - Interior, Wet	EW - Exterior, Wet	EW - Exterior, Wet	NOT APPLICABLE
Skid Resistance	EN 16165 (EX DIN 51097)	-	-	A+B+C	A+B+C	NOT APPLICABLE
	EN 16165 (EX DIN 51130)			R11	R11	
Resistance to freeze/thaw cycling *	C1026	As reported	RESISTANT	RESISTANT	RESISTANT	RESISTANT
Resistance to thermal shock	C484	As reported	RESISTANT	RESISTANT	RESISTANT	RESISTANT
Warpage (edge)	C485	Warpage ± 0.4% or ± 0.05 in	COMPLY WITH ANSI A137.1	COMPLY WITH ANSI A137.1	COMPLY WITH ANSI A137.3	COMPLY WITH ANSI A137.1
Warpage (diagonal)	C485	Warpage ± 0.4% or ± 0.07 in	COMPLY WITH ANSI A137.1	COMPLY WITH ANSI A137.1	COMPLY WITH ANSI A137.3	COMPLY WITH ANSI A137.1
Wedging	C502	± 0.25% or ± 0.03 in	COMPLY WITH ANSI A137.1	COMPLY WITH ANSI A137.1	COMPLY WITH ANSI A137.3	COMPLY WITH ANSI A137.1
Chemical resistance	C650	As reported	UNAFFECTED	UNAFFECTED	UNAFFECTED	UNAFFECTED
Resistance to stain	C1378	As reported	UNAFFECTED	UNAFFECTED	UNAFFECTED	UNAFFECTED
Thickness	C499	Range: 0.04 in	COMPLY WITH ANSI A137.1	COMPLY WITH ANSI A137.1	COMPLY WITH ANSI A137.3	COMPLY WITH ANSI A137.1
Breaking strength	C648	250 lbf or greater	COMPLY WITH ANSI A137.1	COMPLY WITH ANSI A137.1	-	COMPLY WITH ANSI A137.1
	C1050	2000 lbf	-	-	COMPLY WITH ANSI A137.3	-
Module of Rapture	C1050	5000 psi	-	-	COMPLY WITH ANSI A137.3	-

\* Average values referred to our production and related to the matt finish of the product.  
 \*\* As far as values relating to the matt finish of the product and to tests carried out by certified external laboratories whose results are available upon request at Headoffice, we are willing to check the lot you are interested in purchasing.  
 - Be sure to use tiles belonging to the same caliber.  
 - Test results are available on request.  
 - The information provided can be subject to change. Please refer to [lucasa.com](http://lucasa.com) for the latest, most accurate and up-to-date information.

**26%**  
RECYCLED MATERIAL

Dark, Charcoal, Smoke.

**27%**  
RECYCLED MATERIAL

Limestone, Biscuit, Dune, Sand, Greige, Frost, Ash, Taupe, Ivory, Pearl.

**36%**  
RECYCLED MATERIAL

FR20 Limestone, FR20 Dune, FR20 Sand, FR20 Frost, FR20 Ash, FR20 Charcoal, FR20 Ivory, FR20 Pearl, FR20 Smoke.



LANDMARK SURFACES

MATT

A refined matte surface with a contemporary appearance that enhances the natural character of porcelain.

GRIP

The ultimate anti-slip solution able to combine a DCOF ≥ 0.70 and DIN R11 C classification with a low sheen, easy to clean and pleasant to the touch surface. Ideal for outdoor areas and indoor wet spaces such as pools, patios, and SPAs.



**Landmark Ceramics - UST, Inc.**

1427 N. Main Street  
Mount Pleasant, TN 38474

---

Tel. 931.325.5700

[lcusa.com](http://lcusa.com)

LEARN MORE ABOUT

