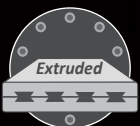


JAPANESE TILE WORLD

HIBOSHI

Inspired by sun-dried earth, these tiles capture a natural, rustic beauty, adding a touch of timeless warmth to your space.






FC-2/HSS-1



FC-2/HSS-1



FC-2/HSS-1

FIELD



HSS-1
White



HSS-2
Beige

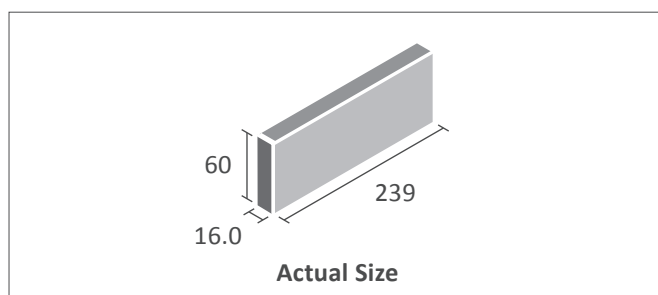


HSS-3
Dark Brown

Field Tile

FC-2/HSS-1~HSS-3

Material	Stoneware/Glazed
Size/pc	239×60 mm / 9.41"×2.36"
Thickness	16 mm
Joint	10 mm (Hor) / 8 mm (Ver)
Sqr/Box	0.75 sqm / 2.46 sq.ft.
Qty/Box	44 pcs
Wgt/Box	22.5 kg / 49.6 lbs

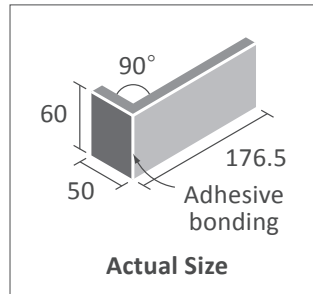


TRIM/CORNERS

Corner Tile (90°External)

FC-2/HSS-1~HSS-3

Material	Stoneware/Glazed
Size/pc	(176.5+53)×60 mm / (6.95+2.09)"×2.36"
Thickness	16 mm
Joint	10 mm (Hor) / 8 mm (Ver)
m.ft/Box	2.6 m / 8.53 ft.
Qty/Box	38 pcs
Wgt/Box	17 kg / 37.5 lbs



RECOMMENDATIONS

Commercial Wall	Interior Wall	Shower Wall	Exterior Floor	Shower Floor
Yes	Yes	No	No	No

SHADE VARIATIONS

—	—	—	HSS-1, HSS-2, HSS-3

*Please note: variations in color, shade, surface texture and size are natural characteristics of all our products and should be expected. Images shown are representative, but may not indicate all variations in these characteristics.

MAINTENANCE

- First, clean tiles with a damp sponge or soft brush with plain water prior to utilizing
- If dirt persists, wipe the area with mild detergent and water on a sponge or soft brush. Rinse with clean water.
- Do not use acid or alkaline solution to clean tile.
- Do not use steel pads or brushes to clean tile as it may cause surface damage.
- Paint or graffiti can be removed using thinners.
- Consult professional service for more extensive cleaning needs.



For more details,
please visit our website.