

JAPANESE TILE WORLD


KITE

Evoking intricate woven textures, this tile brings an artistic, handcrafted feel to your walls with subtle depth and elegance.





HAL-2/KTE-1



HAL-2/KTE-4



HAL-2/KTE-1

FIELD



KTE-1
Beige



KTE-3
Brown



KTE-2
Reddish Brown

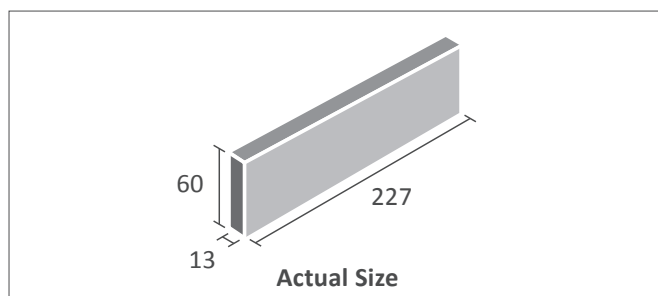


KTE-4
Dark Brown

Field Tile

HAL-2/KTE-1~KTE-4





Material	Stoneware/Glazed
Size/pc	227×60 mm / 8.94"×2.36"
Thickness	13 mm
Joint	12 mm (Hor) / 10 mm (Ver)
Sqr/Box	1.02 sqm / 3.35 sq.ft.
Qty/Box	60 pcs
Wgt/Box	20.1 kg / 44.3 lbs



RECOMMENDATIONS

Commercial Wall	Interior Wall	Shower Wall	Exterior Floor	Shower Floor
Yes	Yes	No	No	No

SHADE VARIATIONS

			
—	—	KTE-1, KTE-2, KTE-3, KTE-4	—

*Please note: variations in color, shade, surface texture and size are natural characteristics of all our products and should be expected. Images shown are representative, but may not indicate all variations in these characteristics.

MAINTENANCE

- First, clean tiles with a damp sponge or soft brush with plain water prior to utilizing
- If dirt persists, wipe the area with mild detergent and water on a sponge or soft brush. Rinse with clean water.
- Do not use acid or alkaline solution to clean tile.
- Do not use steel pads or brushes to clean tile as it may cause surface damage.
- Paint or graffiti can be removed using thinners.
- Consult professional service for more extensive cleaning needs.

For more details,
please visit our website.

