



**DELCONCA USA**

Del Conca USA, Inc. - 155 Del Conca Way - Loudon, TN 37774 - USA  
Tel 865.657.3550 - Fax 865.657.3554  
www.delconcausa.com - sales@delconcausa.com



OFFICINE BONTIGLIOLI .IT

# ILA SCALA

LS01 BEIGE



48LS01  
LS01 BEIGE  
16x32 in 40x80 cm



SOLS01  
HLS201 BEIGE  
16x32 in 40x80 cm

due 2 20mm



48LS09  
LS09 NOCE  
16x32 in 40x80 cm




SOLS09  
HLS209 NOCE  
16x32 in 40x80 cm

due 2 20mm



63LS01  
LS01 BEIGE  
12x24 in 30x60 cm



32LS01  
LS01 BEIGE  
12x12 in 30x30 cm



30LS01  
LS01 BEIGE  
4x12 in 10x30 cm



63LS09  
LS09 NOCE  
12x24 in 30x60 cm



32LS09  
LS09 NOCE  
12x12 in 30x30 cm



30LS09  
LS09 NOCE  
4x12 in 10x30 cm




32LS01MO  
LS01 BEIGE  
MOSAIC  
12x12 in 30x30 cm



32LS01MO1  
LS01 BEIGE  
MULTISIZE  
12x12 in 30x30 cm



32LS01BR  
LS01 BEIGE  
BRICK  
12x12 in 30x30 cm



32LS09MO  
LS09 NOCE  
MOSAIC  
12x12 in 30x30 cm



32LS09MO1  
LS09 NOCE  
MULTISIZE  
12x12 in 30x30 cm



32LS09BR  
LS09 NOCE  
BRICK  
12x12 in 30x30 cm



48LS05  
LS05 GRAY  
16x32 in 40x80 cm



SOLS05  
HLS205 GRAY  
16x32 in 40x80 cm

due 2 20mm




63LS05  
LS05 GRAY  
12x24 in 30x60 cm



32LS05  
LS05 GRAY  
12x12 in 30x30 cm



30LS05  
LS05 GRAY  
4x12 in 10x30 cm



32LS05MO  
LS05 GRAY  
MOSAIC  
12x12 in 30x30 cm



32LS05MO1  
LS05 GRAY  
MULTISIZE  
12x12 in 30x30 cm



32LS05BR  
LS05 GRAY  
BRICK  
12x12 in 30x30 cm

THICKNESS	FREEZE / THAW	WATER ABSORPTION	RECOMMENDED USE	CHEMICAL/STAIN RESISTANCE	SLIP RESISTANCE
<b>0.34 in</b> <b>8.5 mm</b>	<b>RESISTANT</b> ASTM C 1026	<b>~0,1%</b> ASTM C 373		<b>Class: A</b> ASTM C 650 <b>Class: A</b> ASTM C 1378	<b>≥0,42</b> ANSI 137.1 (DCOF)

THICKNESS	FREEZE / THAW	WATER ABSORPTION	RECOMMENDED USE	CHEMICAL/STAIN RESISTANCE	BENDING STRENGTH	SLIP RESISTANCE
<b>0.79 in</b> <b>20 mm</b>	<b>RESISTANT</b> ASTM C 1026	<b>~0,1%</b> ASTM C 373		<b>Class: A</b> ASTM C 650 <b>Class: A</b> ASTM C 1378	<b>≥3100 lbs.</b> ASTM C 648	<b>≥0.60</b> ANSI 137.1 (DCOF)

	PACKAGE	16x32 in	12x12 in	12x24 in	4x12 in	
	Pieces	4	14	8	36	
	Sq.Ft.	13.78	13.56	15.54	11.65	
	Lbs.	54.85	54.06	61.40	46.33	<b>PACKAGE</b>
						<b>due 2</b>
						<b>16x32 in</b>
	Boxes	28	44	32	40	Pieces
	Sq.Ft.	385.84	596.64	497.28	466.00	Sq.Ft.
	Lbs.	1576.00	2379.00	1965.00	1583.00	Lbs.
						2500.00

SHADE VARIATION

LOW	MODERATE	HIGH	RANDOM

**PLUS**  
THE GLAZED PORCELAIN

**due 2**  
20 mm thick  
Through body porcelain

Digital HD  
Porcelain Tiles