



www.glasstile.com

MUSE™









































































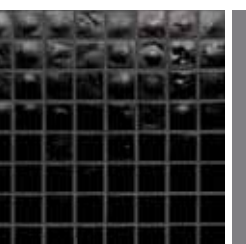

























Copyright 2011© Oceanside Glasstile | All Rights Reserved.
IMAGES SHOWN MAY NOT BE USED WITHOUT THE EXPRESSED
WRITTEN PERMISSION OF OCEANSIDE GLASSTILE
Item #98402 12/11

All tiles shown in 7/8" x 7/8" (22 x 22mm) mosaic field. Muse mosaics are face-mounted on paper. Sheet measurements vary depending on pattern.

MUSE
EARTH PALETTE

SIZES






















































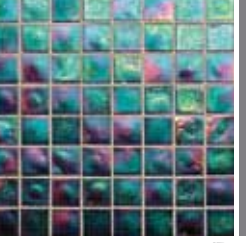


























All sizes nominal. Sheet measurements vary depending on pattern. Shown in *Truffle Irid.*

IRIDESCENT										IRIDESCENT	
	Cane #006 	Harvest #008 	Amber #009 	Henna #010 	Toffee #014* 	Truffle #052 	All Spice #013 	Red #077* 	Incense #957 		
NON-IRIDESCENT									NON-IRIDESCENT		
	Cane #106 	Harvest #108 	Amber #109 	Henna #110 	Toffee #114* 	Truffle #152 	All Spice #113 	Red #777* 			
MATTE									MATTE		
	Cane #306 	Harvest #308 	Amber #309 	Henna #310 	Toffee #314* 	Truffle #352 	All Spice #313 	Red #377* 			
IRIDESCENT									IRIDESCENT		
	7/8" x 7/8" (22 x 22mm)	Canary #012 	Equator #037 	Olive #038 	Xanadu #040 	Platinum #046 	Shadow #051 	Pewter #047 	Sandstone #005 		
NON-IRIDESCENT									NON-IRIDESCENT		
	7/8" x 1 1/8" (22 x 35mm)	Canary #112 	Equator #137 	Olive #138 	Xanadu #140 	Platinum #146 	Shadow #151 	Black #150 	Bronze #048 		
MATTE									MATTE		
	1 1/8" x 1 1/8" (35 x 35mm)	Canary #312 	Equator #337 	Olive #338 	Xanadu #340 	Platinum #346 	Shadow #351 	Black #350 	Rainbow #049 		

* Only available in Tessera 1" x 1" (25 x 25mm) and Muse 7/8" x 7/8" (22 x 22mm).

MUSE

OCEAN PALETTE

IRIDESCENT									IRIDESCENT		
	White #001 	Oxygen #007 	Clear #000 	Fleet Blue #027 	Pacific #024 	Spruce #036* 	Midori #033* 	Tahoe #028 			
	NON-IRIDESCENT										NON-IRIDESCENT
		White #101 	Oxygen #107 	Clear #100 	Fleet Blue #127 	Pacific #124 	Spruce #136* 	Midori #133* 		Tahoe #128 	
MATTE										MATTE	
		White #301 	Oxygen #307 	Clear #300 	Fleet Blue #327 	Pacific #324 	Spruce #336* 	Midori #333* 	Tahoe #328 		
	IRIDESCENT							IRIDESCENT			
		Pearl #002 	Bohemian #023* 	Aqua #025* 	Cobalt #029* 	Sapphire #030 	Tourmaline #926* 				
NON-IRIDESCENT						NON-IRIDESCENT					
	Moonstone #102 	Bohemian #123* 	Aqua #125* 	Cobalt #129* 	Sapphire #130 						
MATTE						MATTE					
	Moonstone #302 	Bohemian #323* 	Aqua #325* 	Cobalt #329* 	Sapphire #330 						

NOTE
 *Red, Midori, Spruce, Aqua, Bohemian, Cobalt, Toffee and Tourmaline are only available in Tessera 1" x 1" and Muse 7/8" x 7/8".


* Only available in Tessera 1" x 1" (25 x 25mm) and Muse 7/8" x 7/8" (22 x 22mm).

MOSAIC BLENDS


Blends are available in all Muse patterns. Tessera blends are also available in Muse sizes and patterns.




Pamper
Oxygen Irid, Oxygen Matte, Oxygen Non-Irid



Meringue
Canary Matte, Oxygen Matte, Canary Non-Irid, White Non-Irid



Spring Fling
Platinum Matte, Oxygen Irid, Canary Matte, Canary Non-Irid



Summer Affair
Kismet, Cane Irid, Oxygen Irid, Oxygen Matte



Purity**
Oxygen Irid, Sun Kiss, White Non-Irid



Candlelight
Platinum Irid, Cane Irid, Shadow Irid



Sixth Sense**
Cane Irid, Cane Matte, Sun Kiss




Indulge
Toffee Irid, Canary Matte, Canary Irid, Sandstone Irid




Chaparral
Oxygen Irid, All Spice Matte, Cane Matte, All Spice Irid



Bourbon
All Spice Irid, Toffee Matte, Toffee Irid, All Spice Non-Irid




Picnic Plus**
Xanadu Irid, Xanadu Matte, Platinum Irid, Silver Lining




Encounter**
Eclipse, Sandstone, Shadow Irid



Soul Mate**
Cane Irid, Eclipse, Shadow Irid, Truffle Matte




Rendezvous**
Harvest Irid, Midnight Love, Truffle Non-Irid, Truffle Matte, Alpenglow



Transfix**
Black Non-Irid, Midnight Love, Shadow Irid



Sultry
Platinum Irid, Platinum Matte, Shadow Irid, Shadow Matte



Love at First Sight**
Clear Irid, Equator Irid, Silver Lining



Flirt**
Oxygen Irid, Oxygen Matte, Platinum Irid, Silver Lining



Bossanova
Sapphire Irid, Truffle Non-Irid, Cane Matte, Platinum Irid



Fascination**
Moonstruck, Shadow Irid, Shadow Matte



Love Potion**
Clear Irid, Fleet Blue Irid, Torrey Pines



Adoration**
Clear Irid, Oxygen Matte, Tide Pool



Blue Eyes
Pacific Irid, Pacific Matte, Clear Irid, Pearl



Crystals
Platinum Irid, Sapphire Irid, Oxygen Matte, Pacific Irid



Smokey Blues**
Sapphire Irid, Sapphire Non-Irid, Black Matte, Moonstruck Twilight


TWILIGHT COLORS




Sun Kiss #285**




Silver Lining #284**




Alpenglow #282**




Torrey Pines #288**




Midnight Love #281**



Kismet #280**




Green Flash #286**



Moonstruck #287**



Eclipse #289**



Tide Pool #283**

Pair the distinctive metallic texture of any Twilight finish with colors from the Muse line for your own custom blend reminiscent of the "magic hour".

MOSAIC TRIM

Trim is available in the standard color palette. Shown in Truffle Irid. All sizes nominal.



Cove
7/8" x 7/8" (22 x 22mm)



Quarter Round
7/8" x 7/8" (22 x 22mm)



Cove
7/8" x 1 1/8" (22 x 35mm)



V-Cap
7/8" x 1 1/8" (22 x 35mm)



Cove
1 1/8" x 1 1/8" (35 x 35mm)



V-Cap
1 1/8" x 1 1/8" (35 x 35mm)

LINER

The Traverse liner from our Casa California line is available in the standard color palette and Twilight finishes for a perfect complement to your design.



Traverse Liner
7/8" x 7 3/4" (22 x 197mm)
Shown in Sun Kiss

** Twilight not available in Cadence and Vibrato patterns.

PATTERNS

Mosaic patterns can be customized using any combination of colors and finishes from our standard color palette (www.glasstile.com) as well as the Twilight finish from our Muse line.




Offset Joint*
 $\frac{7}{8}$ " x $\frac{7}{8}$ " (22 x 22mm)
 Shown in Cane Irid



Straight Set
 $\frac{7}{8}$ " x $1\frac{1}{8}$ " (22 x 35mm)
 Shown in Cane Irid



Offset Joint
 $\frac{7}{8}$ " x $1\frac{1}{8}$ " (22 x 35mm)
 Shown in Cane Irid



Interlude
 1" x 4" (25 x 100mm)
 Shown Copper Tone Blend



Prose
 4" x $\frac{1}{2}$ " (100 x 13mm)
 Shown in Copper Tone Blend



Crescendo
 $\frac{7}{8}$ " x $\frac{7}{8}$ " (22 x 22mm), $\frac{7}{8}$ " x $1\frac{1}{8}$ " (22 x 35mm), $1\frac{1}{8}$ " x $1\frac{1}{8}$ " (35 x 35mm), and 4" x $\frac{1}{2}$ " (100 x 13mm)
 Shown in Copper Tone Blend



Vibrato**
 $\frac{5}{8}$ " x $4\frac{3}{8}$ " (16 x 111mm)
 Shown in Copper Tone Blend




Cadence**
 $\frac{5}{8}$ " x $1\frac{1}{8}$ " (16 x 35mm), $\frac{5}{8}$ " x $2\frac{3}{8}$ " (16 x 86mm), $\frac{5}{8}$ " x $4\frac{3}{8}$ " (16 x 111mm)
 Shown in Copper Tone Blend



Straight Set
 $1\frac{1}{8}$ " x $1\frac{1}{8}$ " (35 x 35mm)
 Shown in Harvest Irid



Offset Joint
 $1\frac{1}{8}$ " x $1\frac{1}{8}$ " (35 x 35mm)
 Shown in Harvest Irid



Ovation
 $\frac{7}{8}$ " x $\frac{7}{8}$ " (22 x 22mm), $\frac{7}{8}$ " x $1\frac{1}{8}$ " (22 x 35mm), and $1\frac{1}{8}$ " x $1\frac{1}{8}$ " (35 x 35mm)
 Shown in Copper Tone Blend



Shown: Muse Prose pattern in Sixth Sense blend.
 PHOTO: Chipper Hatter

* Offset Joint $\frac{7}{8}$ " x $\frac{7}{8}$ " (22 x 22mm) is offered in the complete color palette and can be customized using all colors and finishes from the Muse line.

** Twilight not available in Cadence and Vibrato patterns.

BUILDING BEAUTIFUL WHILE BUILDING GREEN



ENVIRONMENTAL STEWARDSHIP

Oceanside Glasstile is committed to environmental stewardship. Sustainability is one of our six major business goals. Our passion for sustainability is evident in our products, manufacturing processes and business practices.

RECYCLED CONTENT

All Oceanside Glasstile is made primarily from silica sand, an abundant natural resource, with many colors also containing recycled content that may include pre-consumer, post-industrial and/or post-consumer recycled bottle glass. Should you require specific information for the purpose of LEED certification or other Green Build projects, please email leedap@glasstile.com stating your project and desired information, or visit www.glasstile.com/sustainability.

REDUCTION OF LANDFILL WASTE

Oceanside Glasstile uses more than two million pounds of bottle glass from curbside recycling programs each year. Increased use of recycled materials is a criteria in our ongoing manufacturing improvements, which includes recycling our own scrap and trimmings into our glass production. In addition, our packaging includes 60% or more recycled material, and our goal is to reduce packaging overall while still maintaining the integrity of our products.

ENERGY REDUCTION

Natural gas is the primary source of energy in our manufacturing processes. With the help of an outside energy consultant we reduced our energy consumption 20% in 2011 vs 2010, and we're not stopping there! Our goal for 2012 is to reduce energy consumption by an additional 10%. To conserve energy we have instituted damper system controls, furnace insulation, and heat recuperators - each one helping to improve overall furnace efficiency.

MANUFACTURING PROCESSES

Oceanside Glasstile is committed to providing a comfortable and safe work environment throughout our organization. To reduce the temperature in our casting area — hot due to our handcrafted molten glass process — heat resistant walls were built to separate furnaces from the casters. An innovative air exchange process between our warehouse and production area was instituted for additional, energy-efficient temperature control. Special shower and laundry facilities on the production floor further add to the comfort of our casters.

BUSINESS PRACTICES

We believe that stewardship begins with knowledge. Our employee sustainability team continually looks for new ways to improve our environment at home as well as at work. An environmental control process is in place in our factory to monitor and measure operations and improve sustainable manufacturing practices. Oceanside Glasstile is a member of the U.S. Green Building Council and also supports sustainability efforts through contributions and company-sponsored volunteerism.

TEST RESULTS AND RECOMMENDED APPLICATIONS

The following use chart is a general guideline listing laboratory test results and typical applications; consult an architect when specifying Oceanside Glasstile. The environment, climate, maintenance and wear can affect the performance of all tile installations; therefore, Oceanside Glasstile suggests the end user verify the performance of all specified materials using a testing facility familiar with the tests necessary to satisfy the specification.

ASTM TEST RESULTS		MUSE			
TEST #	TYPE of TEST	Irid	Non-Irid	Matte	Twilight
N/A	Moh's Scratch Hardness	6	3	5	6
C1028	Static Coefficient of Friction	Dry = .77 Wet = .55	Dry = .84 Wet = .45	Dry = .86 Wet = .81	Dry = .78 Wet = .49
C648	Breaking Strength	>350 Pounds-Force			
C424	Crazing Resistance	No Affect, 1 Cycle @150 PSI			
C650	Chemical Resistance	No Affect			
C373	Water Absorption	<.5%, Impervious			
C1026	Freeze-Thaw Resistance	No Detetioration to Tile			

RECOMMENDED APPLICATIONS	MUSE			
	Interior	Exterior	Light Commercial	Heavy Residential
WALLS	Interior	•	•	•
	Exterior	•	•	•
FLOORS	Interior	•	•	•
	Exterior	•	•	•
COUNTERTOPS	Powder Room	•	•	•
	Kitchen	•	•	•
SUBMERGED	•	•	•	•
FLOOR USAGE LEVEL	Heavy Residential	N/A	Light Commercial	N/A

NOTE: Irid = Iridescent, Non-Irid = Non-Iridescent
Heavy Residential: Residential flooring areas that are subject to normal footwear traffic with occasional amounts of abrasive soil. Some examples would be: halls, kitchens and corridors.
Light Commercial: Non-industrial, commercial flooring areas that are subject to normal footwear traffic (less than 50 people per hour) with occasional amounts of abrasive soil. Some examples would be: boutique showrooms and corporate office spaces.

