


TEXTURES

2.0

Sergio Savino
ITALIAN DESIGN
BY CVB ITALIA



Sergio Savino è un marchio:

CVS ITALIA Srl

Via Gregorio VII, 508 - 00165 Roma - Italy

Ph. +39 06 6622475 / +39 06 6620934 - Fax +39 06 6620118

www.sergiosavino.it - info@sergiosavino.it


Progetto e Coordinamento: JOYN - Grafica, Impaginazione e Imaging: A40.IT

Thanks to: LITOKOL Spa




















PENTAGONI




MODULO SU RETE - MESH-MOUNTED SHEET 30,0x30,8 cm

Colore Color	Codice Code	Cod. prezzo Price Code
 Carrara	MO0150MRMUW	001
 Travertino	MO0150TVT	001
 Grigio Medio	MO0150GM	001
 Antracite	MO0150GC	001
 Nero Africa	MO0150NA	001
 Aurum	MO0150VOL	003
 Silver	MO0150VAL	003
 Old Silver	MO0150KOS	003
 Old Bronze	MO0150KOB	003
 Aluminium	MO0150KSG	003
 Red Brown Bronze	MO0150KRBB	003
 Light Bronze	MO0150LB	003
 Purple Brown	MO0150PB	003
 Bright Copper	MO0150BC	003
 Golden Brown	MO0150GB	003
















Dimensioni - Size (cm)	Peso - Weight (Kg)	P.zzi/scat. - Pcs/Box	Mq/Scat. - Mq/Box	Peso/Scat. - Weight/Box (Kg)
30,0X30,8	0,65	6	0,51	3,9



TRIANGOLI

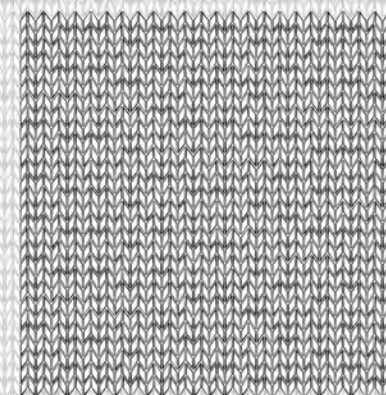


MODULO SU RETE - MESH-MOUNTED SHEET 31,0x31,0 cm












Colore Color	Codice Code	Cod. prezzo Price Code
 Carrara	MO0151MRMUW	001
 Travertino	MO0151TVT	001
 Grigio Medio	MO0151GM	001
 Antracite	MO0151GC	001
 Nero Africa	MO0151NA	001
 Aurum	MO0151VOL	003
 Silver	MO0151VAL	003
 Old Silver	MO0151KOS	003
 Old Bronze	MO0151KOB	003
 Aluminium	MO0151KSG	003
 Red Brown Bronze	MO0151KRBB	003
 Light Bronze	MO0151LB	003
 Purple Brown	MO0151PB	003
 Bright Copper	MO0151BC	003
 Golden Brown	MO0151GB	003

Dimensioni - Size (cm)	Peso - Weight (Kg)	P.zzi/scat. - Pcs/Box	Mq/Scat. - Mq/Box	Peso/Scat. - Weight/Box (Kg)
31,0X31,0	0,51	6	0,55	3,06

SPINA




MODULO SU RETE - MESH-MOUNTED SHEET 29,8x30,5 cm

Colore Color	Codice Code	Cod. prezzo Price Code
 Carrara	MO0152MRMUW	001
 Travertino	MO0152TVT	001
 Grigio Medio	MO0152GM	001
 Antracite	MO0152GC	001
 Nero Africa	MO0152NA	001
 Aurum	MO0152VOL	003
 Silver	MO0152VAL	003
 Old Silver	MO0152KOS	003
 Old Bronze	MO0152KOB	003
 Aluminium	MO0152KSG	003
 Red Brown Bronze	MO0152KRBB	003
 Light Bronze	MO0152LB	003
 Purple Brown	MO0152PB	003
 Bright Copper	MO0152BC	003
 Golden Brown	MO0152GB	003

Dimensioni - Size (cm)	Peso - Weight (Kg)	P.zzi/scat. - Pcs/Box	Mq/Scat. - Mq/Box	Peso/Scat. - Weight/Box (Kg)
29,8X30,5	0,53	6	0,54	3,18



ESAGONI




MODULO SU RETE - MESH-MOUNTED SHEET 28,5x30,0 cm

Colore Color	Codice Code	Cod. prezzo Price Code
 Carrara	MO0153MRMUW	001
 Travertino	MO0153TVT	001
 Grigio Medio	MO0153GM	001
 Antracite	MO0153GC	001
 Nero Africa	MO0153NA	001
 Aurum	MO0153VOL	003
 Silver	MO0153VAL	003
 Old Silver	MO0153KOS	003
 Old Bronze	MO0153KOB	003
 Aluminium	MO0153KSG	003
 Red Brown Bronze	MO0153KRBB	003
 Light Bronze	MO0153LB	003
 Purple Brown	MO0153PB	003
 Bright Copper	MO0153BC	003
 Golden Brown	MO0153GB	003













Dimensioni - Size (cm)	Peso - Weight (Kg)	P.zzi/scat. - Pcs/Box	Mq/Scat. - Mq/Box	Peso/Scat. - Weight/Box (Kg)
28,5X30,0	0,77	6	0,49	4,62



LOSANGHE PICCOLE




MODULO SU RETE - MESH-MOUNTED SHEET 29,6x30,5

Colore Color	Codice Code	Cod. prezzo Price Code
 Carrara	MO0154MRMUW	001
 Travertino	MO0154TVT	001
 Grigio Medio	MO0154GM	001
 Antracite	MO0154GC	001
 Nero Africa	MO0154NA	001
 Aurum	MO0154VOL	003
 Silver	MO0154VAL	003
 Old Silver	MO0154KOS	003
 Old Bronze	MO0154KOB	003
 Aluminium	MO0154KSG	003
 Red Brown Bronze	MO0154KRBB	003
 Light Bronze	MO0154LB	003
 Purple Brown	MO0154PB	003
 Bright Copper	MO0154BC	003
 Golden Brown	MO0154GB	003

Dimensioni - Size (cm)	Peso - Weight (Kg)	P.zzi/scat. - Pcs/Box	Mq/Scat. - Mq/Box	Peso/Scat. - Weight/Box (Kg)
29,6X30,5	0,52	6	0,52	3,12


LOSANGHE


















MODULO SU RETE - MESH-MOUNTED SHEET 29,0x29,4 cm

Colore Color	Codice Code	Cod. prezzo Price Code
 Carrara	MO0158MRMUW	001
 Travertino	MO0158TVT	001
 Grigio Medio	MO0158GM	001
 Antracite	MO0158GC	001
 Nero Africa	MO0158NA	001
 Arancio Scuro	MO0158AS	004
 Moka	MO0158MO	004
 Verde Traffico	MO0158VT	004
 Mustard	MO0158MS	004
 Lilla	MO0158LL	004
 Blu	MO0158BL	004
 Sage Green	MO0158SA	004
 Mud	MO0158MD	004


Dimensioni - Size (cm)	Peso - Weight (Kg)	Pz/zi/scat. - Pcs/Box	Mq/Scat. - Mq/Box	Peso/Scat. - Weight/Box (Kg)
29,0x29,4	0,74	6	0,48	4,44



MODULO SU RETE - MESH-MOUNTED SHEET 29,8x29,8 cm























Colore Color	Codice Code	Cod. prezzo Price Code
 Carrara	MO0155MRMUW	001
 Travertino	MO0155TVT	001
 Grigio Medio	MO0155GM	001
 Antracite	MO0155GC	001
 Nero Africa	MO0155NA	001
 Aurum	MO0155VOL	003
 Silver	MO0155VAL	003
 Old Silver	MO0155KOS	003
 Old Bronze	MO0155KOB	003
 Aluminium	MO0155KSG	003
 Red Brown Bronze	MO0155KRBB	003
 Light Bronze	MO0155LB	003
 Purple Brown	MO0155PB	003
 Bright Copper	MO0155BC	003
 Golden Brown	MO0155GB	003

Dimensioni - Size (cm)	Peso - Weight (Kg)	P.zzi/scat. - Pcs/Box	Mq/Scat. - Mq/Box	Peso/Scat. - Weight/Box (Kg)
29,8X29,8	0,55	6	0,52	3,3



VENEZIANA














MODULO SU RETE - MESH-MOUNTED SHEET 29,0x29,7 cm

Colore Color	Codice Code	Cod. prezzo Price Code
 Carrara	MO0156MRMUW	001
 Travertino	MO0156TVT	001
 Grigio Medio	MO0156GM	001
 Antracite	MO0156GC	001
 Nero Africa	MO0156NA	001
 Arancio Scuro	MO0156AS	004
 Moka	MO0156MO	004
 Verde Traffico	MO0156VT	004
 Mustard	MO0156MS	004
 Lilla	MO0156LL	004
 Blu	MO0156BL	004
 Sage Green	MO0156SA	004
 Mud	MO0156MD	004
 Aurum	MO0156VOL	003
 Silver	MO0156VAL	003
 Old Silver	MO0156KOS	003
 Old Bronze	MO0156KOB	003
 Aluminium	MO0156KSG	003
 Red Brown Bronze	MO0156KRBB	003
 Light Bronze	MO0156LB	003
 Purple Brown	MO0156PB	003
 Bright Copper	MO0156BC	003
 Golden Brown	MO0156GB	003

Dimensioni - Size (cm)	Peso - Weight (Kg)	Pzzi/scat. - Pcs/Box	Mq/Scat. - Mq/Box	Peso/Scat. - Weight/Box (Kg)
29,0X29,7	0,78	6	0,49	4,68

METEORITE

MODULO SU RETE - MESH-MOUNTED SHEET 28,2x28,6 cm

Colore Color	Codice Code	Cod. prezzo Price Code
 Carrara	MO0159MRMUW	001
 Travertino	MO0159TVT	001
 Grigio Medio	MO0159GM	001
 Antracite	MO0159GC	001
 Nero Africa	MO0159NA	001
 Arancio Scuro	MO0159AS	004
 Moka	MO0159MO	004
 Verde Traffico	MO0159VT	004
 Mustard	MO0159MS	004
 Lilla	MO0159LL	004
 Blu	MO0159BL	004
 Sage Green	MO0159SA	004
 Mud	MO0159MD	004
















Dimensioni - Size (cm)	Peso - Weight (Kg)	P.zzi/scat. - Pcs/Box	Mq/Scat. - Mq/Box	Peso/Scat. - Weight/Box (Kg)
28,2x28,6	0,58	6	0,40	3,48



METEORITE DECORATO







MODULO SU RETE - MESH-MOUNTED SHEET 28,2x28,6 cm

Colore Color	Codice Code	Cod. prezzo Price Code
 Carrara	MO0160MRMUW	001
 Travertino	MO0160TVT	001
 Grigio Medio	MO0160GM	001
 Antracite	MO0160GC	001
 Nero Africa	MO0160NA	001
 Aurum	MO0160VOL	003
 Silver	MO0160VAL	003
 Old Silver	MO0160KOS	003
 Old Bronze	MO0160KOB	003
 Aluminium	MO0160KSG	003
 Red Brown Bronze	MO0160KRBB	003
 Light Bronze	MO0160LB	003
 Purple Brown	MO0160PB	003
 Bright Copper	MO0160BC	003
 Golden Brown	MO0160GB	003

Dimensioni - Size (cm)	Peso - Weight (Kg)	P.zzi/scat. - Pcs/Box	Mq/Scat. - Mq/Box	Peso/Scat. - Weight/Box (Kg)
28,2x28,6	0,56	6	0,40	3,36

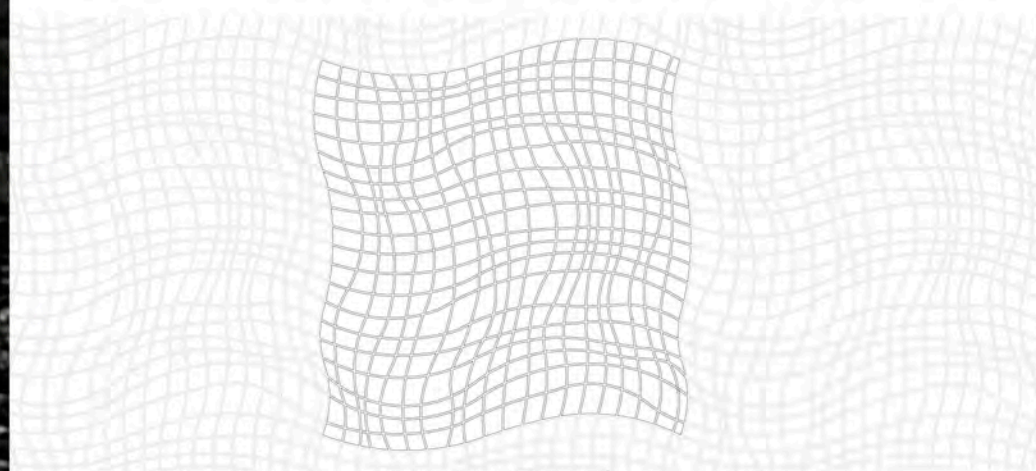
VOLO

MODULO SU RETE - MESH-MOUNTED SHEET 29,5x31,5 cm
















Colore Color	Codice Code	Cod. prezzo Price Code
 Carrara	MO0161MRMUW	001
 Travertino	MO0161TVT	001
 Grigio Medio	MO0161GM	001
 Antracite	MO0161GC	001
 Nero Africa	MO0161NA	001
 Arancio Scuro	MO0161AS	004
 Moka	MO0161MO	004
 Verde Traffico	MO0161VT	004
 Mustard	MO0161MS	004
 Lilla	MO0161LL	004
 Blu	MO0161BL	004
 Sage Green	MO0161SA	004
 Mud	MO0161MD	004

Dimensioni - Size (cm)	Peso - Weight (Kg)	P.zzi/scat. - Pcs/Box	Mq/Scat. - Mq/Box	Peso/Scat. - Weight/Box (Kg)
29,5x31,5	0,71	6	0,50	4,26

VOLO DECORATO




MODULO SU RETE - MESH-MOUNTED SHEET 29,5x31,5 cm

Colore Color	Codice Code	Cod. prezzo Price Code
 Carrara	MO0162MRMUW	001
 Travertino	MO0162TVT	001
 Grigio Medio	MO0162GM	001
 Antracite	MO0162GC	001
 Nero Africa	MO0162NA	001
 Aurum	MO0162VOL	003
 Silver	MO0162VAL	003
 Old Silver	MO0162KOS	003
 Old Bronze	MO0162KOB	003
 Aluminium	MO0162KSG	003
 Red Brown Bronze	MO0162KRBB	003
 Light Bronze	MO0162LB	003
 Purple Brown	MO0162PB	003
 Bright Copper	MO0162BC	003
 Golden Brown	MO0162GB	003

Dimensioni - Size (cm)	Peso - Weight (Kg)	P.zzi/scat. - Pcs/Box	Mq/Scat. - Mq/Box	Peso/Scat. - Weight/Box (Kg)
29,5x31,5	0,63	6	0,50	3,78



FASCE LISCE




MODULO SU RETE - MESH-MOUNTED SHEET 30,0x30,0 cm

Colore Color	Codice Code	Cod. prezzo Price Code
 Carrara	MO0164MRMUW	001
 Travertino	MO0164TVT	001
 Grigio Medio	MO0164GM	001
 Antracite	MO0164GC	001
 Nero Africa	MO0164NA	001
 Arancio Scuro	MO0164AS	004
 Moka	MO0164MO	004
 Verde Traffico	MO0164VT	004
 Mustard	MO0164MS	004
 Lilla	MO0164LL	004
 Blu	MO0164BL	004
 Sage Green	MO0164SA	004
 Mud	MO0164MD	004













Dimensioni (cm)	Peso (Kg)	Pezzi per scatola	Mq per scatola	Peso scatola (Kg)
30,0X30,0	0,69	6	0,48	4,14



FASCE RIGATE




MODULO SU RETE - MESH-MOUNTED SHEET 30,0x30,0 cm

Colore Color	Codice Code	Cod. prezzo Price Code
 Carrara	MO0165MRMUW	001
 Travertino	MO0165TVT	001
 Grigio Medio	MO0165GM	001
 Antracite	MO0165GC	001
 Nero Africa	MO0165NA	001
 Aurum	MO0165VOL	003
 Silver	MO0165VAL	003
 Old Silver	MO0165KOS	003
 Old Bronze	MO0165KOB	003
 Aluminium	MO0165KSG	003
 Red Brown Bronze	MO0165KRBB	003
 Light Bronze	MO0165LB	003
 Purple Brown	MO0165PB	003
 Bright Copper	MO0165BC	003
 Golden Brown	MO0165GB	003

Dimensioni - Size (cm)	Peso - Weight (Kg)	P.zzi/scat. - Pcs/Box	Mq/Scat. - Mq/Box	Peso/Scat. - Weight/Box (Kg)
30,0x30,0	0,65	6	0,48	3,9



PIANOFORTE




MODULO SU RETE - MESH-MOUNTED SHEET 29,9x26,3 cm











Colore Color	Codice Code	Cod. prezzo Price Code
 Carrara	MO0163MRMUW	001
 Travertino	MO0163TVT	001
 Grigio Medio	MO0163GM	001
 Antracite	MO0163GC	001
 Nero Africa	MO0163NA	001
 Arancio Scuro	MO0163AS	004
 Moka	MO0163MO	004
 Verde Traffico	MO0163VT	004
 Mustard	MO0163MS	004
 Lilla	MO0163LL	004
 Blu	MO0163BL	004
 Sage Green	MO0163SA	004
 Mud	MO0163MD	004

Dimensioni - Size (cm)	Peso - Weight (Kg)	Pzzi/scat. - Pcs/Box	Mq/Scat. - Mq/Box	Peso/Scat. - Weight/Box (Kg)
29,9x26,3	0,46	6	0,48	2,76

PIANOFORTE



MODULO SU RETE - MESH-MOUNTED SHEET 29,9x26,3 cm

Colore Color	Codice Code	Cod. prezzo Price Code
 Aurum	MO0163VOL	003
 Silver	MO0163VAL	003
 Old Silver	MO0163KOS	003
 Old Bronze	MO0163KOB	003
 Aluminium	MO0163KSG	003
 Red Brown Bronze	MO0163KRBB	003
 Light Bronze	MO0163LB	003
 Purple Brown	MO0163PB	003
 Bright Copper	MO0163BC	003
 Golden Brown	MO0163GB	003

Dimensioni - Size (cm)	Peso - Weight (Kg)	Pzzi/scat. - Pcs/Box	Mq/Scat. - Mq/Box	Peso/Scat. - Weight/Box (Kg)
29,9x26,3	0,46	6	0,48	2,76

CONSIGLI DI POSA

Per la migliore resa dei mosaici bidimensionali si suggerisce l'utilizzo di stucchi epossidici tipo STARLIKE® di LITOKOL o similari. Fare riferimento al manuale di posa allegato al listino prezzi.

LAYING SUGGESTIONS

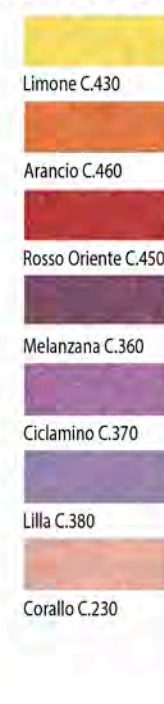
For the best results installing two-dimensional mosaics we recommend epoxy grouts such as STARLIKE®. For installation instructions, please, see the manual that accompanies the price list.

Selezione colori stucchi LITOKOL

STARLIKE® Classic Collection



STARLIKE® Glamour Collection



STARLIKE® Metallic Collection



LITOKOL
HI-PERFORMANCE BUILDING PRODUCTS
info@litokol.it - www.litokol.it

STARLIKE®
CRYSTAL
Crystal C.350

LAVABI WASHBASINS





VASCA PONZA 60

60X40X10 cm - Kg 23,0

Colore Color	Codice Code	Cod. prezzo Price Code
 Marmo Ultra White	AA02100MRMUW	350
 Travertino	AA02100TVT	350
 Grigio Medio	AA02100GM	350
 Grigio Carnico	AA02100GC	350
 Nero Africa	AA02100NA	350
 Arancio Scuro	AA02100AS	390
 Moka	AA02100MO	390
 Mustard	AA02100MS	390
 Lilla	AA02100LL	390
 Blu	AA02100BL	390



VASCA PONZA 100

100x49,2x9,9 cm - Kg 39,5

Colore Color	Codice Code	Cod. prezzo Price Code
 Marmo Ultra White	AA02101MRMUW	530
 Travertino	AA02101TVT	530
 Grigio Medio	AA02101GM	530
 Grigio Carnico	AA02101GC	530
 Nero Africa	AA02101NA	530
 Arancio Scuro	AA02101AS	608
 Moka	AA02101MO	608
 Mustard	AA02101MS	680
 Lilla	AA02101LL	608
 Blu	AA02101BL	608



VASCA CASSINO





59,4x40,2x14,4 cm - Kg 23,0

Colore Color	Codice Code	Cod. prezzo Price Code
 Marmo Ultra White	A0296MRMUW	360
 Travertino	A0296TVT	360
 Grigio Medio	A0296GM	360
 Grigio Carnico	A0296GC	360
 Nero Africa	A0296NA	360
 Arancio Scuro	A0296AS	420
 Moka	A0296MO	420
 Mustard	A0296MS	420
 Lilla	A0296LL	420
 Blu	A0296BL	420



VASCA CASSINO JUNIOR

59,2x39,9x11,8 cm - Kg 19,0

Colore Color	Codice Code	Cod. prezzo Price Code
 Marmo Ultra White	AA0297MRMUW	300
 Travertino	AA0297TVT	300
 Grigio Medio	AA0297GM	300
 Grigio Carnico	AA0297GC	300
 Nero Africa	AA0297NA	300
 Arancio Scuro	AA0297AS	310
 Moka	AA0297MO	310
 Mustard	AA0297MS	310
 Lilla	AA0297LL	310
 Blu	AA0297BL	310



VASCA LUXOR

49,7x41,6x13 cm - Kg 20,4

Colore Color	Codice Code	Cod. prezzo Price Code
 Marmo Ultra White	AA02103MRMUW	480
 Travertino	AA02103TVT	480
 Grigio Medio	AA02103GM	480
 Grigio Carnico	AA02103GC	480
 Nero Africa	AA02103NA	480
 Arancio Scuro	AA02103AS	507
 Moka	AA02103MO	507
 Mustard	AA02103MS	507
 Lilla	AA02103LL	507
 Blu	AA02103BL	507



TOP/VASCA RETTANGOLA L



53x48x14,8 cm - Kg 22,3

Colore Color	Codice Code	Cod. prezzo Price Code
 Marmo Ultra White	AA1255MRMUW	500
 Travertino	AA1255TVT	500
 Grigio Medio	AA1255GM	500
 Grigio Carnico	AA1255GC	500
 Nero Africa	AA1255NA	500
 Arancio Scuro	AA1255AS	508
 Moka	AA1255MO	508
 Mustard	AA1255MS	508
 Lilla	AA1255LL	508
 Blu	AA1255BL	508



TOP VEGAS LISCIΟ L

92,6x43,3x10,7 cm - Kg 33,0

Colore Color	Codice Code	Cod. prezzo Price Code
 Marmo Ultra White	AA1287MRMUW	600
 Travertino	AA1287TVT	600
 Grigio Medio	AA1287GM	600
 Grigio Carnico	AA1287GC	600
 Nero Africa	AA1287NA	600
 Arancio Scuro	AA1287AS	648
 Moka	AA1287MO	648
 Mustard	AA1287MS	648
 Lilla	AA1287LL	648
 Blu	AA1287BL	648



TOP VEGAS RIGATO L


94x44,3x11,7 cm - Kg 33,0

Colore Color	Codice Code	Cod. prezzo Price Code
 Marmo Ultra White	AA1288MRMUW	600
 Travertino	AA1288TVT	600
 Grigio Medio	AA1288GM	600
 Grigio Carnico	AA1288GC	600
 Nero Africa	AA1288NA	600
 Arancio Scuro	AA1288AS	648
 Moka	AA1288MO	648
 Mustard	AA1288MS	648
 Lilla	AA1288LL	648
 Blu	AA1288BL	648



TOP BUTTERFLY L




74,8x43,6x13,2 cm - Kg 27,5

Colore Color	Codice Code	God. prezzo Price Code
 Marmo Ultra White	AA1280MRMUW	510
 Travertino	AA1280TVT	510
 Grigio Medio	AA1280GM	510
 Grigio Carnico	AA1280GC	510
 Nero Africa	AA1280NA	510
 Arancio Scuro	AA1280AS	590
 Moka	AA1280MO	590
 Mustard	AA1280MS	590
 Lilla	AA1280LL	590
 Blu	AA1280BL	590



VASCA NORMA

Ø 39,7 cm - h 14 cm - Kg 10,0

Colore Color	Codice Code	God. prezzo Price Code
 Marmo Ultra White	AA0295MRMUW	100
 Travertino	AA0295TVT	100
 Grigio Medio	AA0295GM	100
 Grigio Carnico	AA0295GC	100
 Nero Africa	AA0295NA	100
 Arancio Scuro	AA0295AS	205
 Moka	AA0295MO	205
 Mustard	AA0295MS	205
 Lilla	AA0295LL	205
 Blu	AA0295BL	205



VASCA MEMPHIS

61,2x49x19,3 cm - Kg 20,6

Colore Color	Codice Code	Cod. prezzo Price Code
Marmo Ultra White	AA02102MRMUW	480
Travertino	AA02102TVT	480
Grigio Medio	AA02102GM	480
Grigio Carnico	AA02102GC	480
Nero Africa	AA02102NA	480
Arancio Scuro	AA02102AS	508
Moka	AA02102MO	508
Mustard	AA02102MS	508
Lilla	AA02102LL	508
Blu	AA02102BL	508



TOP/VASCA COPPA L


45x46x18 cm - Kg 15,0

Colore Color	Codice Code	Cod. prezzo Price Code
Marmo Ultra White	AA1267MRMUW	400
Travertino	AA1267TVT	400
Grigio Medio	AA1267GM	400
Grigio Carnico	AA1267GC	400
Nero Africa	AA1267NA	400
Arancio Scuro	AA1267AS	428
Moka	AA1267MO	428
Mustard	AA1267MS	428
Lilla	AA1267LL	428
Blu	AA1287BL	428



VASCA CIRCE

60,2x32,4x9,7 cm - Kg 19,0

Colore Color	Codice Code	Cod. prezzo Price Code
 Marmo Ultra White	AA0299MRMUW	250
 Travertino	AA0299TVT	250
 Grigio Medio	AA0299GM	250
 Grigio Carnico	AA0299GC	250
 Nero Africa	AA0299NA	250
 Arancio Scuro	AA0299AS	270
 Moka	AA0299MO	270
 Mustard	AA0299MS	270
 Lilla	AA0299LL	270
 Blu	AA0299BL	270



TOP SLATE

91,2x51x11,6 cm - Kg 30,5

Colore Color	Codice Code	Cod. prezzo Price Code
 Travertino Decapato Bianco	AA0289DBN2	530
 Arancio Scuro	AA0289AS	608
 Moka	AA0289MO	608
 Mustard	AA0289MS	608
 Lilla	AA0289LL	608
 Blu	AA0289BL	608



GC - GRIGIO CARNICO



MO - MOKA



NA - NERO AFRICA



AS - ARANCIO SCURO



VASCA SEMISFERA

Ø 41,8 cm - h 13,6 cm - Kg 4,5

Colore Color	Codice Code	Cod. prezzo Price Code
 Marmo Ultra White	AA02104MRMUW	017
 Travertino	AA02104TVT	017
 Grigio Medio	AA02104GM	017
 Grigio Carnico	AA02104GC	017
 Nero Africa	AA02104NA	017
 Arancio Scuro	AA02104AS	017
 Moka	AA02104MO	017
 Mustard	AA02104MS	017
 Lilla	AA02104LL	017
 Blu	AA02104BL	017

VASCA BERMUDA

39x58x12,4 cm - Kg 13,8

Colore Color	Codice Code	Cod. prezzo Price Code
 Marmo Ultra White	AA02105MRMUW	310
 Travertino	AA02105TVT	310
 Grigio Medio	AA02105GM	310
 Grigio Carnico	AA02105GC	310
 Nero Africa	AA02105NA	310
 Arancio Scuro	AA02105AS	400
 Moka	AA02105MO	400
 Mustard	AA02105MS	400
 Lilla	AA02105LL	400
 Blu	AA02105BL	400

VASCA VELA

63x34,8x14 cm - Kg 9,0













NA - NERO AFRICA



LL - LILLA



MS - MUSTARD

Colore Color	Codice Code	Cod. prezzo Price Code
 Marmo Ultra White	AA0298MRMUW	200
 Travertino	AA0298TVT	200
 Grigio Medio	AA0298GM	200
 Grigio Carnico	AA0298GC	200
 Nero Africa	AA0298NA	200
 Arancio Scuro	AA0298AS	240
 Moka	AA0298MO	240
 Mustard	AA0298MS	240
 Lilla	AA0298LL	240
 Blu	AA0298BL	240

PIATTI DOCCIA SHOWER TRAYS





SLATE 70

90 - 100 - 120 - 140
150 - 160 - 170 - 180

SLATE 80

SLATE 90

100 - 120 - 140
150 - 160 - 170 - 180



Marmo
Ultra White
MRMUW



Crema
Marfil
MRF



Grigio
Carnico
GC



Travertino
Decapato Bianco
DBN2



Arancio Scuro
AS



Moka MO



Mustard MS



Lilla LL



Blu BL

Nome Name	Peso Weight	Codice Code	Cod. prezzo Price Code		
			MRMUW-MRF-GC	DBN2	AS-MO-MS-LL-BL
Slate 80x100	Kg 45,0	AA0509	650	700	730
Slate 80x120	Kg 54,0	AA0508	770	810	830
Slate 80x140	Kg 63,0	AA0507	870	950	930
Slate 80x150	Kg 67,0	AA0523	940	1020	1100
Slate 80x160	Kg 72,0	AA0524	1010	1130	1200
Slate 80x170	Kg 76,0	AA0525	1150	1200	1220
Slate 80x180	Kg 81,0	AA0526	1500	1600	1650

Nome Name	Peso Weight	Codice Code	Cod. prezzo Price Code		
			MRMUW-MRF-GC	DBN2	AS-MO-MS-LL-BL
Slate 70x90	Kg 35,0	AA0515	505	530	590
Slate 70x100	Kg 40,0	AA0516	520	610	640
Slate 70x120	Kg 48,0	AA0517	640	780	750
Slate 70x140	Kg 56,0	AA0518	800	900	930
Slate 70x150	Kg 60,0	AA0519	880	940	1000
Slate 70x160	Kg 64,0	AA0520	940	1020	1100
Slate 70x170	Kg 68,0	AA0521	1030	1200	1220
Slate 70x180	Kg 72,0	AA0522	1400	1550	1650


Nome Name	Peso Weight	Codice Code	Cod. prezzo Price Code		
			MRMUW-MRF-GC	DBN2	AS-MO-MS-LL-BL
Slate 90x100	Kg 50,0	AA0527	710	800	830
Slate 90x120	Kg 60,0	AA0528	840	930	940
Slate 90x140	Kg 71,0	AA0529	1000	1110	1100
Slate 90x150	Kg 76,0	AA0530	1100	1220	1260
Slate 90x160	Kg 81,0	AA0531	1200	1260	1350
Slate 90x170	Kg 86,0	AA0532	1260	1350	1400
Slate 90x180	Kg 91,0	AA0533	1650	1800	1800

LEGNO 80

100 - 120 - 140



Travertino
Decap. Bianco
DBN2




Grigio Carnico
Decap. Bianco Matt
DBNM5



Crema
Marfil
MRF




Noce Decapato
Marrone Matt
DMAM7



Grigio
Carnico
GC

DBN2 / DBNM5 / MRF / DMAM7 / GC

Nome Name	Peso Weight	Codice Code	Cod. prezzo Price Code
Piatto doccia Legno 80x100	Kg 44,0	AA0512	700
Piatto doccia Legno 80x120	Kg 53,0	AA0511	810
Piatto doccia Legno 80x140	Kg 62,0	AA0510	900



FASCE 80

100 - 120 - 140



Arancio Scuro
AS



Moka MO



Mustard MS



Lilla LL



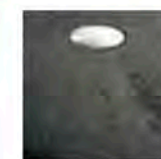
Blu BL



Marmo
Ultra White
MRMUW




Crema
Marfil
MRF



Grigio
Carnico
GC



Nero
Africa
NA



Marmo Decap.
Moka
MO



Nero Decap.
Lilla
LL



Nero Decap.
Arancio Scuro
AS



Nero Decap.
Mostarda
MS



Travertino
Decap. Bianco
DBN2



Marmo Decap.
Nero
DNR1



Marmo Decap.
Azzurro
DAN1



Grigio Carnico
Decap. Azzurro
DAN5



Nero Decap.
Bianco
DBN8

PIATTI FASCE MONOCROME

AS / MO / MS / LL / BL

Nome Name	Peso Weight	Codice Code	Cod. prezzo Price Code
Piatto doccia Fasce 80x100	Kg 44,0	AA0534	830
Piatto doccia Fasce 80x120	Kg 53,0	AA0535	920
Piatto doccia Fasce 80x140	Kg 62,0	AA0536	1010

PIATTI FASCE MONOCROME

MRMUW / MRF / GC / NA

Nome Name	Peso Weight	Codice Code	Cod. prezzo Price Code
Piatto doccia Fasce 80x100	Kg 44,0	AA0534	730
Piatto doccia Fasce 80x120	Kg 53,0	AA0535	830
Piatto doccia Fasce 80x140	Kg 62,0	AA0536	920





PIATTI FASCE DECAPATI

MO / LL / AS / MS / DBN2 / DNR1 / DAN1 / DAN5 / DBN8

Nome Name	Peso Weight	Codice Code	Cod. prezzo Price Code
Piatto doccia Fasce 80x100	Kg 44,0	AA0534	750
Piatto doccia Fasce 80x120	Kg 53,0	AA0535	860
Piatto doccia Fasce 80x140	Kg 62,0	AA0536	940







MARTE 90

Nome Name	Peso Weight	Codice Code	Cod. prezzo Price Code
 — Piatto doccia Marte 90x90 Marmo Ultra White	kg 40,0	AA0513MRMUW	710
 — Piatto doccia Marte 90x90 Crema Marfil	kg 40,0	AA0513MRF	710
 — Piatto doccia Marte 90x90 Grigio Carnico	kg 40,0	AA0513GC	710
 — Piatto doccia Marte 90x90 Nero Africa	kg 40,0	AA0513NA	710



MARTE 80

Nome Name	Peso Weight	Codice Code	Cod. prezzo Price Code
 — Piatto doccia Marte 80x100 Marmo Ultra White	kg 40,0	AA0514MRMUW	710
 — Piatto doccia Marte 80x100 Crema Marfil	kg 40,0	AA0514MRF	710
 — Piatto doccia Marte 80x100 Grigio Carnico	kg 40,0	AA0514GC	710
 — Piatto doccia Marte 80x100 Nero Africa	kg 40,0	AA0514NA	710

SERIE MICROMOSAICI (TEXTURE, EUROPE, METALLICA, AMERICA) - CARATTERISTICHE TECNICHE

Campione	Norma	Prova	Risultato	Requisito	Rapporto	Data
"Micromosaico Cubetti Old Silver"	DIN-51094	Resistenza dei Colori alla Luce	Resistente	-	5672/16	25/05/16
"Micromosaico Terme"	DIN-51097:1992	Scivolosità a piedi nudi	Classificazione "C" Angolo scivolamento 24°	-	1571/2015	27/04/15
"Micromosaico Volo"	DIN-51097:1992	Scivolosità a piedi nudi	Classificazione "C" Angolo scivolamento 23°	-	4237/2015	28/10/15
"Micromosaico Volo"	ISO-16000-9:2006	Determinazione emissioni composti organici volatili	Classe "A"	-	RP 0033/16 01.1	29/01/16 14/03/16

SERIE LAVABI - CARATTERISTICHE TECNICHE

Campione	Norma	Prova	Risultato	Requisito	Rapporto	Data
Lavabo PONZA 60 MPMUW	EN14688 (§ 5.5)	Resistenza agli agenti chimici e macchianti	Resistente e Pulibile	Resistente e Pulibile	4061/16 4500/16	11/05/16
Lavabo PONZA 60 TVT	EN14688 (§ 5.5)	Resistenza agli agenti chimici e macchianti	Resistente e Pulibile	Resistente e Pulibile	4062/16 4501/16	11/05/16
Lavabo PONZA 60 GC	EN14688 (§ 5.5)	Resistenza agli agenti chimici e macchianti	Resistente e Pulibile	Resistente e Pulibile	3792/16	28/04/16
Lavabo RETTANGOLA L TVT	UNI-EN14688-5.4	Resistenza alle variazioni di temperatura	Resistente	-	0150/15	23/01/15
Lavabo RETTANGOLA L TVT	UNI-EN14688:2007-4.6	Pulibilità	Non presenta angoli inaccessibili	-	0049/15	12/01/15
Lavabo RETTANGOLA L TVT	UNI-EN14688:2007-5.3	Svuotamento dell'acqua	L'acqua scorre verso lo scarico	-	0048/15	12/01/15

Prodotto a marchio CE DOC. N. WB-AA0200-16

SERIE PIATTI DOCCIA - CARATTERISTICHE TECNICHE

Campione	Norma	Prova	Risultato	Requisito	Rapporto	Data
Piatto Doccia SLATE 80x120 MRF	DIN 51097	Resistenza allo scivolamento	Classe A + B Angolo 19,2°	-	5561/16	25/05/16
Piatto Doccia SLATE 80x120 MRF	DM 236/89	Resistenza allo scivolamento	$\mu > 0,58$ (asciutto) $m = 0,55$ (bagnato)	$\mu > 0,40$	5663/16	25/05/16
Piatto Doccia SLATE 80x120 MRF	EN 14527 ($j \pm 8,2$)	Resistenza agli agenti chimici e macchianti	Resistente e Pulibile	Resistente e Pulibile	5665/16	25/05/16
Piatto Doccia SLATE 70x90 MPMUW	EN 14527 ($j \pm 8,2$)	Resistenza agli agenti chimici e macchianti	Resistente e Pulibile	Resistente e Pulibile	4059/16 4498/16	11/05/16
Piatto Doccia SLATE 70x90 TVT	EN 14527 ($j \pm 8,2$)	Resistenza agli agenti chimici e macchianti	Resistente e Pulibile	Resistente e Pulibile	4059/16 4498/16	11/05/16
Piatto Doccia SLATE 80x120 MPMUW	EN 101	Durezza Mohs	3	-	5667/16	25/05/16
Piatto Doccia SLATE 80x120 TVT	UNI EN 14527-8.1	Stabilità del fondo	Resistente	-	0052/15	13/01/15
Piatto Doccia SLATE 80x120 TVT	UNI EN 14527-8.3	Resistenza alle variazioni di temperatura	Resistente	-	0149/15	23/01/15
Piatto Doccia SLATE 80x120 TVT	UNI EN 14527-5.2.1	Aspetti della superficie	Non presenta angoli inaccessibili	-	0051/15	13/01/15

Prodotto a marchio CE DOC. N. ST-AA0500-16

Sergio Savino
ITALIAN DESIGN
BY CVS ITALIA

CVS ITALIA S.r.l.
Via Gregorio VII, 508 - 00165 Roma - Italy
Ph. +39 06 6622475 / +39 06 6620934 - Fax +39 06 6620118
www.sergiosavino.it - info@sergiosavino.it