

**Spec 2CM  
Porcelain  
Pavers**



# Roca Pavers 24 X 24



Aspen-Lucca Beige



Piamonte Gris



Toscana Arena



Montone Gris



Cortona Gris



Cortona Antracita



## Del Conca West 57th 24 x 24



Grigio



Bianco



Beige

## Del Conca Arbor 16 x 32



Natural



Bianco

## Del Conca La Scala 16 x 32



Beige



Noce



Gray

## Del Conca Gotham 24 x 24



Nero



Beige



Grey

## Del Conca Travestone 24 x 24



Beige



Noce

## Emil On Square 24 X 24



Sabbia



## Caesar Stone Look 24 x24



Titanio




Graustein



Gea

## Caesar Wood 24 x 24



Rovere



Cinder

## Caesar Terrazzo 24 X 24



Rimini



## Emil Woodtalk 16 X 48



White Smoke



Grey Pepper



Beige Digue



Brown Flax

## Emil Cornerstone 24 X 24



Slate Grey



Granite Stone




# Florim USA Mood Wood



12 x 48 white



12 x 48 grey



12 x 48 beige


# Florim USA Outdoor Earth




Moon White




Miami White




Manhattan Grey



Light Grey



Dark Grey




Multicolor



# Florim USA Quartz 12 x 48, 24 x24 & 24 x48



Extra White



White



Grey



# Florim USA +ONE 12 x 48 & 24 x 24



Chalk



Greige



Ash



# Destination for use



Garden



Pathways & Patios



Swimming Pools



Garage Floors



Pathways & Patios



Pathways & Patios



# Installation Systems



Gravel




Grass



Raised






Adhesive



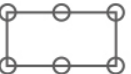






**ISTRUZIONI PER LA POSA SOPRAELEVATA - INSTRUCTIONS FOR RAISED FLOOR INSTALLATION - INSTRUCTIONS POUR LA POSE SURÉLEVÉE  
ANWEISUNGEN FÜR DIE DOPPELBODENVERLEGUNG - УКАЗАНИЯ ПО УКЛАДКЕ В ВИДЕ ФАЛЬШПОЛА**

| Formato<br>Size<br>Format<br>Format<br>Формат   | Altezza della sopraelevazione - Raise of the foot plan - Hauteur de la surélévation - Höhe des Doppelbodens - Высота монтажа   |   |   |
|---|--|---|---|
|   | Fino a<br>Up to<br>Jusqu'à<br>Bis zu<br>До - 2 cm  | Tra 2 e 10 cm<br>From 2 to 10 cm<br>Entre 2 et 10 cm<br>2 bis 10 cm<br>От 2 до 10 см  | Tra 10 e 30 cm<br>From 10 to 30 cm<br>Entre 10 et 30 cm<br>10 bis 30 cm<br>От 10 до 30 см   |
| <br>60x60  | <b>4 SUPPORTI/LASTRA (3,4 SUPPORTI/MQ)</b><br>4 supports/slab (3,4 supports/mq)<br>4 supports / dalle (3,4 supports / m2)<br>4 Träger/Platte (3,4 Träger/qm)<br><b>4 опор/плитку (опоры/кв.м)</b>  |   | <b>4 SUPPORTI/LASTRA (3,4 SUPPORTI/MQ) + APPLICAZIONE DOPPIA RETE IN FIBRA DI VETRO O FOGLIO DI ACCIAIO ZINCATO</b><br>4 supports/slab (3,4 supports/mq) + application of a double glass fibre net or a galvanised steel sheet<br>4 supports / dalle (3,4 supports / m2) + application double treillis en fibre de verre ou plaque de tôle zinguée<br>4 Träger/Platte (3,4 Träger/qm) + Aufkleben eines doppelten GFK-Netzes oder eines verzinkten Stahlblechs<br><b>4 опор/плитку (3,4 опоры/кв.м) + двойная стекловолоконная сетка или стальной оцинкованный лист</b> |
| <br>60x120<br>45x90  | <b>6 SUPPORTI/LASTRA (FORMATO 60x120: 3,4 SUPPORTI/MQ) (FORMATO 45x90: 6 SUPPORTI/MQ)</b><br>6 supports/slab (Size 60x120: 3,4 supports/mq) (Size 45x90: 6 supports/mq)<br>6 supports / dalle (Format 60x120: 3,4 supports / m2) (Format 45x90: 6 supports / m2)<br>6 Träger/Platte (Format 60x120: 3,4 Träger/qm) (Format 45x90: 6 Träger/qm)<br><b>6 опор/плитку (формат 60x120: 3,4 опоры/кв.м) (формат 45x90: 6 опор/кв.м)</b> | <b>6 SUPPORTI/LASTRA (FORMATO 60x120: 3,4 SUPPORTI/MQ) (FORMATO 45x90: 6 SUPPORTI/MQ) + APPLICAZIONE DOPPIA RETE IN FIBRA DI VETRO O FOGLIO DI ACCIAIO ZINCATO</b><br>6 supports/slab (Size 60x120: 3,4 supports/mq) (Size 45x90: 6 supports/mq) + application of a double glass fibre net or a galvanized steel sheet<br>6 supports / dalle (Format 60x120: 3,4 supports / m2) (Format 45x90: 6 supports / m2) + application double treillis en fibre de verre ou plaque de tôle zinguée<br>6 Träger/Platte (Format 60x120: 3, 4 Träger/qm) (Format 45x90: 6 Träger/qm) + Aufkleben eines doppelten GFK-Netzes oder eines verzinkten Stahlblechs<br><b>6 опор/плитку (формат 60x120: 3,4 опоры/кв.м) (формат 45x90: 6 опор/кв.м) + двойная стекловолоконная сетка или стальной оцинкованный лист</b> |   |
| <br>30x120<br><br>40x120 | <b>6 SUPPORTI/LASTRA (7 SUPPORTI/MQ)</b><br>6 supports/slab (7 supports/mq)<br>6 supports / dalle (7 supports / m2)<br>6 Träger/Platte (7 Träger/qm)<br><b>6 опор/плитку (7 опор/кв.м)</b>   | <b>6 SUPPORTI/LASTRA (7 SUPPORTI/MQ) + APPLICAZIONE DOPPIA RETE IN FIBRA DI VETRO O FOGLIO DI ACCIAIO ZINCATO</b><br>6 supports/slab (7 supports/mq) + application of a double glass fibre net or a galvanized steel sheet<br>6 supports / dalle (7 supports / m2) + application double treillis en fibre de verre ou plaque de tôle zinguée<br>6 Träger/Platte (7 Träger/qm) + Aufkleben eines doppelten GFK-Netzes oder eines verzinkten Stahlblechs<br><b>6 опор/плитку (7 опор/кв.м) + двойная стекловолоконная сетка или стальной оцинкованный лист</b>  |   |
| <br>75x75  | <b>4 SUPPORTI/LASTRA (2,2 SUPPORTI/MQ)</b><br>4 supports/slab (2,2 supports/mq)<br>4 supports / dalle (2,2 supports / m2)<br>4 Träger/Platte (2,2 Träger/qm)<br><b>4 опоры/плитку (2,2 опоры/кв.м)</b>   | <b>NON APPLICABILE</b><br>Not suitable<br>Non applicable<br>Nicht geeignet<br><b>не применяется</b>   |   |

**INSTRUCTIONS FOR RAISED FLOOR INSTALLATION - USA - CANADA - OCEANIA  
INSTRUCTIONS POUR LA POSE SURÉLEVÉE - ETATS UNIS- CANADA- OCÉANIE**

|  |   | Raise of the foot plan - Hauteur de la surélévation   |  |
|---|---|---|--|
| Size - Format   |   | Up to 3/4 inch - Jusqu'à 3/4 pouces (2cm)   | Above 3/4 inch - Au-delà de 3/4 pouces (2cm)   |
| Size 23 5/8" x 23 5/8" (60x60cm)  |  | 4 supports/slab (0,32 supports/sqf - 3,4 supports/mq)<br>4 supports /dalle (0,32 supports /sqf - 3,4 supports/m2)   | Please contact<br>Ceramiche Caesar<br>(Caesartech dept.)<br><br>Veuillez consulter<br>Ceramiche Caesar<br>(Service Caesartech) |
| Size 23 5/8" x 47 7/8" (60x120cm)   |  | 6 supports/slab (Size 60x120: 0,32 supports/sqf - 3,4 supports/mq) (Size 45x90: 0,56 supports/sqf - 6 supporti/mq)<br>6 supports/dalle (Format 60x120: 0,32 supports /sqf - 3,4 supports/m2) (Format 45x90: 0,56 supports /sqf - 6 supports/m2) |  |
| Size 17 11/16" x 35 7/16" (45x90cm)   |   |   |  |
| Size 11 13/16" x 47 7/8" (30x120cm)   |  | 6 supports/slab (0,65 supports/sqf - 7 supports/mq)<br>6 supports/dalle (0,65 supports/sqf - 7 supports/m2)   |  |
| Size 15 5/8" x 47 7/8" (40x120cm)   |   |   |  |
| Size 29 9/16" x 29 9/16" (75x75cm)  |  | 4 supports/slab (0,2 supports/sqf - 2,2 supports/mq)<br>4 supports/dalle (0,2 supports /sqf - 2,2 supports/m2)  |  |





If the application of the 20 mm - 30 mm slabs foresees the ceramic product used in structural installations, the project engineer and/or customer must carefully assess the project requirements with regard to the technical specifications of the slabs. To prevent the risk of damage or injury, the manufacturer recommends:

- With regard to a **raised floor installation** a ceramic slab may fracture on impact if a heavy object falls on it from any significant height. Therefore the manufacturer recommends to check the specific intended use before starting the installation and to follow table for raised installation provided below. In certain conditions, reinforcing must be applied on the back of the slabs (double glass fibre net or a galvanized steel sheet) supplied and applied by the manufacturer;

With reference to any **dry installation system of flooring** above the ground level, the manufacturer recommends to comply with local regulations and conditions of use with regard to wind-load, loadbearing, seismic events, etc.

**Failure to comply with these recommendations may lead to improper use of the product and could cause serious damage or injury**





Denver/ Fullerton/ Las Vegas/ Salt Lake City/ San Diego/ San Francisco/ Scottsdale/ West Hollywood

**Corporate Office 851 Enterprise Way Fullerton, CA 92831 [info@specceramics.com](mailto:info@specceramics.com)**