

VIHARA

Sonoma
TILEMAKERS



PUKA

IRIDESCENT



1/2" X 1/2" SQUARE



1/2" X 1 1/4" BRICK



1" X 1"



1" X 4"

SILK



1/2" X 1/2" SQUARE



1/2" X 1 1/4" BRICK



1" X 1"




1" X 4"

ANNICA

IRIDESCENT



1/2" X 1/2" SQUARE



1/2" X 1 1/4" BRICK



1" X 1"



1" X 4"

SILK



1/2" X 1/2" SQUARE



1/2" X 1 1/4" BRICK



1" X 1"



1" X 4"

ALL COLORS AVAILABLE IN 1/2" X 1/2", 1/2" X 1 1/4", 1" X 1" AND 1" X 4" SIZES.

SHEET MEASUREMENTS VARY DEPENDING ON PATTERN.

KARUNA

IRIDESCENT



1/2" X 1/2" SQUARE



1/2" X 1 1/4" BRICK



1" X 1"



1" X 4"

SILK



1/2" X 1/2" SQUARE



1/2" X 1 1/4" BRICK



1" X 1"



1" X 4"

JADE

IRIDESCENT




1/2" X 1/2" SQUARE



1/2" X 1 1/4" BRICK



1" X 1"



1" X 4"

SILK



1/2" X 1/2" SQUARE



1/2" X 1 1/4" BRICK



1" X 1"



1" X 4"


VARIATION IN COLOR, SHADE AND TONE TO BE EXPECTED. SURFACE FOLDS AND WRINKLES ARE ALSO INHERENT TO OUR PRODUCT.

JURA


IRIDESCENT



1/2" X 1/2" SQUARE



1/2" X 1 1/4" BRICK



1" X 1"



1" X 4"


SILK



1/2" X 1/2" SQUARE



1/2" X 1 1/4" BRICK



1" X 1"



1" X 4"

MINKA

IRIDESCENT



1/2" X 1/2" SQUARE



1/2" X 1 1/4" BRICK



1" X 1"




1" X 4"


SILK



1/2" X 1/2" SQUARE



1/2" X 1 1/4" BRICK



1" X 1"



1" X 4"

ALL COLORS AVAILABLE IN 1/2" X 1/2", 1/2" X 1 1/4", 1" X 1" AND 1" X 4" SIZES.

SHEET MEASUREMENTS VARY DEPENDING ON PATTERN.

METTA

IRIDESCENT



1/2" X 1/2" SQUARE



1/2" X 1 1/4" BRICK



1" X 1"



1" X 4"

SILK



1/2" X 1/2" SQUARE



1/2" X 1 1/4" BRICK




1" X 1"




1" X 4"

ZAFU

IRIDESCENT



1/2" X 1/2" SQUARE



1/2" X 1 1/4" BRICK




1" X 1"




1" X 4"


SILK



1/2" X 1/2" SQUARE



1/2" X 1 1/4" BRICK



1" X 1"



1" X 4"

VARIATION IN COLOR, SHADE AND TONE TO BE EXPECTED. SURFACE FOLDS AND WRINKLES ARE ALSO INHERENT TO OUR PRODUCT.

VIHARA


THESE ADDITIONAL FOUR COLORS AVAILABLE IN **IRIDESCENT ONLY**.

ROJI

IRIDESCENT



1/2" X 1/2" SQUARE



1/2" X 1 1/4" BRICK



1" X 1"



1" X 4"

WABI

IRIDESCENT



1/2" X 1/2" SQUARE



1/2" X 1 1/4" BRICK



1" X 1"



1" X 4"

NOWANNA

IRIDESCENT



1/2" X 1/2" SQUARE



1/2" X 1 1/4" BRICK



1" X 1"



1" X 4"

ONSEN

IRIDESCENT



1/2" X 1/2" SQUARE



1/2" X 1 1/4" BRICK



1" X 1"



1" X 4"

ALL COLORS AVAILABLE IN 1/2" X 1/2", 1/2" X 1 1/4", 1" X 1" AND 1" X 4" SIZES.

SHEET MEASUREMENTS VARY DEPENDING ON PATTERN.

VARIATION IN COLOR, SHADE AND TONE TO BE EXPECTED. SURFACE FOLDS AND WRINKLES ARE ALSO INHERENT TO OUR PRODUCT.


SOLID GLASS LINERS

5/8" X 7 3/4"


CH'I



OM



SILA



MAYA



KOAN



PALI



DOJO



ALL COLORS AVAILABLE IN CLEAR AND MATTE.





VIHARA GLASS TILES CONTAIN 70% POST-CONSUMER RECYCLED GLASS

SUGGESTED APPLICATIONS

- Walls
- Counters
- Light Duty Floors
- Pools
- Steam Showers & Spas
- Exterior areas including freeze-thaw

ASTM RESULTS

TEST #	TYPE OF TEST	IRIDESCENT	SILK
C1027	Resistance to Abrasion	Class 2 (Residential)	Class 5 (Commercial)
C1028	Coefficient of Friction	Dry .78 / Wet .40	Dry .76 / Wet .60
C648	Breaking Strength	265 lbf	265 lbf

KEY USAGE & INSTALLATION NOTES

- Mount Vihara sheets with the paper facing out
- Remove paper after mosaic has been seated into thin-set
- Make sure glass tile is installed over the proper substrate
- Use a bright white thin set which allows the true color of the glass to come through
- Prior to grouting, 1-3 coats of grout release may be applied to ease clean-up
- Continually clean excess grout from the surface as work progresses
- Refer to sealer and grout manufacturer's instructions
- See Tech Info at sonomatilemakers.com for more information

PRODUCT INFORMATION

HANDCRAFTED CHARACTERISTICS

Vihara is a handcrafted glass and variety in color, shade and tone are to be expected. Surface folds and wrinkles are also inherent to this product. The tiles finally purchased will vary from both the catalog illustrations and samples. See Tech Info at sonomatilemakers.com for further information on application and installation guidelines for Vihara.

INSPECTION AND INSTALLATION

Always inspect your tiles before they are installed, as installation of material constitutes acceptance. Any questions as to acceptability must be resolved before installation. We are in no way responsible for the installation of our tiles or thereafter. The responsibility for correct installation rests with the end user.

See Tech Info at: sonomatilemakers.com