




True

Genuine emotions, natural charm

Panaria
ceramica

**The beauty
of feeling
at home**





Unique sensations full of real emotion

Surround yourself everyday with something really unique,
with the pleasure of discovering authentic values
that accompany our life.



WARM WHITE



LIGHT BEIGE



MILD GREY



SOFT BLACK



**Uniqueness
carefully explores
the powerful
expression
of stone**

Naturally beautiful, technically perfect

True is the most advanced evolution of ceramic stone.
True to the original, in the richness of the tones, and surprisingly superior
thanks to high technical standards in terms of resistance and durability.
These qualities are made even more apparent thanks to the new big 18"x36" size.





The space expands towards infinity that belongs only to those that recognize the shapes of true beauty.







Light Beige Natural 12"x24" - 30x60.4 cm_12"x12" - 30x30 cm
Mosaic Light Beige Natural 12"x12" - 30x30 cm



Light Beige Natural 12"x24" - 30x60.4 cm_12"x12" - 30x30 cm
Mosaic Light Beige Natural 12"x12" - 30x30 cm

Simple yet complex. A multi format installation highlights the graphical variability and the softness of the structures that mirror the stone from which they draw inspiration.





Soft Black Natural 12"x24" - 30x60.4 cm_12"x12" - 30x30 cm
Mosaic Soft Black Natural 12"x12" - 30x30 cm

The intimate spaces are clad with a natural touch in the deep colors of the surfaces that create an atmosphere of freshness and well-being.



Soft Black Natural 12"x24" - 30x60.4 cm 12"x12" - 30x30 cm
Mosaic Soft Black Natural 12"x12" - 30x30 cm









In the strength of stone every emotion is amplified and reinforced, with the certainty that only nature can give us new energy to design with personality our spaces.





True

COLOURED-BODY GLAZED STONEWARE

INTENDED USE: NATURAL    ANTI-SLIP 

WARM WHITE



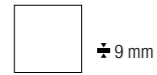
18"x36" - 45.3x90.3 cm
18"x36" Rect - 45x90 cm
NATURAL



18"x18" - 45.2x45.2 cm
NATURAL



12"x24" - 30x60.4 cm
NATURAL



12"x12" - 30x30 cm
NATURAL



20 mm

24"x24" - 60.7x60.7 cm
ANTI-SLIP

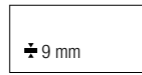
LIGHT BEIGE



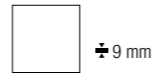
18"x36" - 45.3x90.3 cm
18"x36" Rect - 45x90 cm
NATURAL



18"x18" - 45.2x45.2 cm
NATURAL



12"x24" - 30x60.4 cm
NATURAL



12"x12" - 30x30 cm
NATURAL



20 mm

24"x24" - 60.7x60.7 cm
ANTI-SLIP

True

COLOURED-BODY GLAZED STONEWARE

INTENDED USE: NATURAL    ANTI-SLIP 

MILD GREY



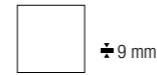
18"x36" - 45.3x90.3 cm
18"x36" Rect - 45x90 cm
NATURAL



18"x18" - 45.2x45.2 cm
NATURAL



12"x24" - 30x60.4 cm
NATURAL




12"x12" - 30x30 cm
NATURAL



20 mm

24"x24" - 60.7x60.7 cm
ANTI-SLIP

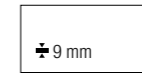
SOFT BLACK



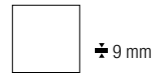
18"x36" - 45.3x90.3 cm
18"x36" Rect - 45x90 cm
NATURAL




18"x18" - 45.2x45.2 cm
NATURAL



12"x24" - 30x60.4 cm
NATURAL



12"x12" - 30x30 cm
NATURAL



20 mm

24"x24" - 60.7x60.7 cm
ANTI-SLIP

True

COLOURED-BODY GLAZED STONEWARE

DECOS




MOSAIC 25 pcs
WARM WHITE
12"x12" - 30x30 cm
NATURAL
± 9 mm



MOSAIC 25 pcs
LIGHT BEIGE
12"x12" - 30x30 cm
NATURAL
± 9 mm



MOSAIC 25 pcs
MILD GREY
12"x12" - 30x30 cm
NATURAL
± 9 mm



MOSAIC 25 pcs
SOFT BLACK
12"x12" - 30x30 cm
NATURAL
± 9 mm

TRIM PIECES



BULLNOSE
3^{1/8}"x12" - 8x30 cm
NATURAL
± 9 mm

All colors available



COVE BASE
6"x12" - 15x30 cm
NATURAL
± 9 mm

All colors available

20 mm

TRIM PIECES



1) POOL COPING 45 ANGLE L
ROUNDED EDGE
12"x24" Rect - 30x60 cm
ANTI-SLIP
± 20 mm

Colors available:
Warm White - Light Beige - Mild Grey

2) POOL COPING 45 ANGLE R
ROUNDED EDGE
12"x24" Rect - 30x60 cm
ANTI-SLIP
± 20 mm

Colors available:
Warm White - Light Beige - Mild Grey

3) POOL COPING ROUNDED EDGE
12"x24" Rect - 30x60 cm
ANTI-SLIP
± 20 mm

Colors available:
Warm White - Light Beige - Mild Grey

TRIM PIECES 20 mm: only full boxes sold, manufactured only upon special request, 30 days delivery

True

COLOURED-BODY GLAZED STONEWARE

TECHNICAL FEATURES

COLOURED-BODY GLAZED STONEWARE according to ANSI A137.1 (Glazed Porcelain Tiles - P1 Class)

TECHNICAL FEATURES	TEST METHOD	REQUIRED VALUES	AVERAGE VALUES
WATER ABSORPTION	ASTM C373	≤ 0,5%	CONFORMS
BREAKING STRENGTH	ASTM C648	≥ 250 lbf	350 lbf 9 mm 425 lbf 10 mm 2,800 lbf 20 mm
PEI SURFACE ABRASION RESISTANCE	ASTM C1027	As indicated by manufacturer	PEI 5: WARM WHITE, LIGHT BEIGE, MILD GREY PEI 4: SOFT BLACK
LINEAR THERMAL EXPANSION	ASTM C372	No provision	$\alpha \leq 8 \times 10^{-6} \text{ }^\circ\text{C}^{-1}$ $\alpha \leq 4.4 \times 10^{-6} \text{ }^\circ\text{F}^{-1}$
STAIN RESISTANCE	ASTM C1378	As indicated by manufacturer	A RESISTANT
CHEMICAL RESISTANCE ^(*)	ASTM C650	As indicated by manufacturer	A RESISTANT
FROST RESISTANCE	ASTM C1026	As indicated by manufacturer	RESISTANT
BOND STRENGTH	ASTM C482	≥ 50 PSI	CONFORMS
SLIP RESISTANCE	DIN 51130 DIN 51097 ANSI A326.3	- - -	R11 Anti-Slip 20 mm C (A+B+C) Anti-Slip 20 mm DCOF ≥ 0.42
SHADE VARIATION	ANSI A137.1	As indicated by manufacturer	V2 Slight variation
FLAME SPREAD	ASTM E84	-	Class A
THERMAL CONDUCTIVITY	EN 12524	-	$\lambda = 1,3 \text{ W/m }^\circ\text{K} / 0,7 \text{ BTU/ft h }^\circ\text{F}$
RECOMMENDED MINIMUM JOINT ^(**)	RECT (INDOOR) NOT RECT (INDOOR) OUTDOOR	- - -	2 mm 3-4 mm approx. 5-6 mm approx.
THICKNESS	SIZES 18"x18" - 45.2x45.2 cm 12"x24" - 30x60.4 cm 12"x12" - 30x30 cm 18"x36" Rect - 45x90 cm 18"x36" - 45.3x90.3 cm 24"x24" - 60.7x60.7 cm	- - - - - -	9 mm 10 mm 20 mm

(*) Excluding hydrofluoric acid and its derivatives

(**) The width of grout joints must be established by the installation supervisor, unless grout widths are regulated by national laying standards

PACKINGS AND WEIGHTS

SIZES	SF / CTN	LINEAR FT / CTN	PIECES / CTN	CTN / PALLET	SF / PALLET	LBS / CTN	LBS / PALLET
18"x36"	13.45	-	3	28	376.60	62.61	1,753.08
18"x36" Rect	13.13	-	3	28	367.64	60.63	1,697.64
18"x18"	15.61	-	7	32	499.52	68.3	2,185.6
12"x24"	15.82	-	8	32	506.24	66.58	2,130.56
12"x12"	10.87	-	11	64	695.68	47.62	3,047.68
24"x24" 20 mm Anti-Slip	8.03	-	2	32	256.96	73.85	2,363.2
MOSAIC 25 pcs 12"x12"	3.87	-	4	90	348.3	16.53	1,487.7
BULLNOSE 3 ^{1/8} "x12"	5.17	19.7	20	112	579.04	19.8	2,217.6
COVE BASE 6"x12"	3.87	-	8	108	417.9	16.5	1,782.0
POOL COPING 12"x24" Rect 20 mm Anti-Slip	1.94	-	1	100	193.75	17.91	1,791.23
POOL COPING 45 ANGLE L / R 12"x24" Rect 20 mm Anti-Slip	1.45	-	1	100	145.31	13.45	1,344.80

True

COLOURED-BODY GLAZED STONEWARE

INTENDED USE

KEY



RESIDENTIAL

Kitchens, bathrooms, living rooms and other residential environments.



LIGHT COMMERCIAL

Offices, offices open to the general public, waiting rooms, shops, public bathrooms, common apartment block areas, restaurant dining rooms, car showrooms, bars, cinemas, surgeries/clinics, hotel rooms and bathrooms.



INTENSIVE COMMERCIAL

Common areas of shopping centres, hotel foyers, canteens, fast food restaurants, dance clubs, hospitals, schools, museums, places of worship, airports, stations.



OUTDOOR

Mainly for external areas that require flooring with anti-slip characteristics.

CERTIFICATIONS



PANARIA CERAMICA is a member of the U.S. Green Building Council: this is an organisation that promotes buildings that are environmentally responsible, profitable and healthy places to live and work.



GREENGUARD CERTIFICATION Panaria TRUE series is made in a production plan GOLD GREENGUARD certified.



Certified by



Certified by UL Environment



ENVIRONMENTAL PRODUCT DECLARATION This Environmental Product Declaration is provided by Tile Council of North America (TCNA).

Product designed in Italy

PANARIA AND THE ENVIRONMENT



100% REUSE OF UNFIRED TILES

Crude waste generated by the process is reintegrated in the production cycle with no costs for the environment. This contributes to the safeguard of natural resources.



LOW EMISSIONS IN THE ATMOSPHERE

Panaria production plant strictly complies to US Standards with a very small amount of gas emissions in the atmosphere.



100% REUSE/RECYCLING OF THE INDUSTRIAL WASTE - FIRED TILES

The waste-fired tiles are fully reused in the production cycle. In addition, at the end of life, the tiles Panaria can be recycled as materials for substrates for roads and buildings, thus reducing the use of gravel and natural aggregates commonly used in building.



SAFETY REQUIREMENTS: NO FIRE REACTION

All of Panaria's ceramic tile products are Class A building materials as described in ASTM E84 - Standard Test Method for Surface Burning Characteristics of Building Materials. This is due to the flame spread rating of (0) and smoke developed rating of (0) falling within the ranges of a Class A material. Other building codes refer to this as a Type I material in accordance with NFPA 255.



100% WATER RECYCLING

The water used in the production process is recycled. The water demand is strongly reduced by this mean.



SAFETY REQUIREMENTS: DCOF ≥ 0.42

Panaria TRUE series has got a Dynamic Coefficient Of Friction ≥ 0.42, as requested by ANSI A137.1 "For level interior spaces expected to be walked upon when wet".



PANARIA PACKING MATERIAL IS 100% RECYCLABLE

Carton boxes, plastic packaging materials, wooden pallets, straps, etc.



METHANE CONSUMPTION IS HIGHLY REDUCED

By the use of up to date technologies and customized installations.



100% OF NON CERAMIC WASTE

Is differentiated and recycled in other production cycles.



Follow us on



Group Marketing & Communications - Panariagroup
February 2020

Panaria
ceramica

Via Panaria Bassa, 22/a
41034 Finale Emilia (Modena) - Italy
Tel. +39 0535 95111 - Fax +39 0535 90503
info@panaria.it - panaria.it

PANARIAGROUP INDUSTRIE CERAMICHE S.p.A.
panariagroup.it