

INTHETILE





INTHETILE



New products



New sizes



New colors



Customized proposals

## INDEX

Introduction

## SERIES

Trames

Cosmos

Become

Move

2 Lines

Mist

Chevron

Store

Peaks

Loom

Evoque

Urban

Slate

Artic

Fusion

Tempo

Madreperla

## INTHETILE

In a world where differentiation is a competitive advantage, the products of the INTHETILE brand are designed and manufactured in a modern and innovative Spanish production unit, with advanced technology in the area of surface treatments on ceramic tiles. The diversity and wide range of products and the technical characteristics of our finishes allow them to be used in the most ambitious and demanding architecture and interior design projects.

En un mundo donde la diferenciación es una ventaja competitiva, los productos de la marca INTHETILE se diseñan y se fabrican en una moderna e innovadora unidad productiva española, con tecnología avanzada en el campo de los tratamientos superficiales sobre azulejos cerámicos.

La diversidad y amplia gama de productos y las características técnicas de nuestros acabados permiten que puedan ser utilizados en los proyectos de arquitectura y diseño de interiores más ambiciosos y exigentes.



# Trames

With the TRAMES series we return to the most classic uses of metallic ceramics with complete decorations in which the combinations of colors, the mixture of gloss and matte, and the subtle proposals with false volumes become the best allies of any design proposal.

La serie TRAMES permite volver a los usos más clásicos de los metalizados con decoraciones completas en las que las combinaciones de colores, la mezcla de brillo y mate, y los juegos sutiles con falsos volúmenes se convierten en los mejores aliados de cualquier propuesta de diseño.



# Trames Metal

MODEL	SIZE	THICKNESS	COLOUR	FINISHING	PCS/BOX	SQM/BOX	KG/BOX	BOXES/PAL	SQM/PAL	KG/PAL
TRAMES 1 	15x15 cm. 6'x6'	7 mm.	Gold	MATT	28	0,63	9,00	85	53,55	780,00
TRAMES 2 			Silver	MATT	28	0,63	9,00	85	53,55	780,00

White Gold



Black Gold



Grey Silver



Blue Silver



Black Silver



White Silver








**SUPERPOSE:** add something or place it on top of something else

**SUPERPONER:** añadir algo o colocarlo encima de otra cosa

# Frames Colors

MODEL	SIZE	THICKNESS	COLOUR	FINISHING	PCS/BOX	SQM/BOX	KG/BOX	BOXEX/PAL	SQM/PAL	KG/PAL
TRAMES L 	15x15 cm. 6'x6'	7 mm.	White Grey Blue Black	MATT	28	0,63	9,00	85	53,55	780,00

White



Grey



Blue



Black





# Cosmos


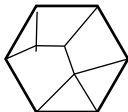



Hexagonal series with marked three-dimensional accent, available in three types of relief, to provoke a very powerful aesthetic result, where light and shadow plays have a fundamental role. Each model combines 3 colors and the proposed placement can be regular or random, combining models with each other, so that you can get very diverse compositions but never repetitive.

Serie hexagonal con marcado acento tridimensional, disponible en tres tipos de relieve, para provocar un resultado estético muy potente, donde la luz y los juegos de sombras tienen un papel fundamental. Cada modelo combina 3 sus colores y la propuesta de colocación puede ser regular o aleatoria, combinando modelos entre sí, de forma que se pueden obtener composiciones muy diversas pero nunca repetitivas.



# Cosmos Metal

MODEL	SIZE	THICKNESS	COLOUR	FINISHING	PCS/BOX	SQM/BOX	KG/BOX	BOXES/PAL	SQM/PAL	KG/PAL
COSMOS 1 	15x17 cm. 5,9'x6,7'	7 mm.	Gold Silver Rose Gold	MATT GLOSS	34	0,68	9,10	85	57,80	775,00
COSMOS 2 					22	0,44	8,10	85	37,40	690,00
COSMOS 3 					22	0,44	8,10	85	37,40	690,00






**HEXAGON:** geometry that fascinates by its personality, strength and sensations transmitted

**HEXÁGONO:** geometría que fascina por su personalidad, contundencia y sensaciones transmitidas



# Cosmos Colors

MODEL	SIZE	THICKNESS	COLOUR	FINISHING	PCS/BOX	SQM/BOX	KG/BOX	BOXES/PAL	SQM/PAL	KG/PAL
COSMOS 1 	15x17 cm. 5,9'x6,7'	7 mm.	White Black	MATT	34	0,68	9,10	85	57,80	775,00
COSMOS 2 					22	0,44	8,10	85	37,40	690,00
COSMOS 3 					22	0,44	8,10	85	37,40	690,00

White

Cosmos 1

Cosmos 2

Cosmos 3



Black

Cosmos 1

Cosmos 2

Cosmos 3












# Become

With the BECOME series, we reinterpret a classic use of metallics, with complete decorations in which the combinations of textures, the mixture of matt gloss and the subtle games with volumes are complete allies of the design. A clear trend towards neutral pieces, where timelessness is the key to design.

Con la serie BECOME reinterpretemos de nuevo un uso clásico de los metalizados, con decoraciones completas en las que las combinaciones de texturas, la mezcla de brillo mate y los juegos sutiles con volúmenes son completos aliados del diseño. Una clara tendencia hacia piezas neutras, donde la atemporalidad es la clave del diseño.



# Become Metal

MODEL	SIZE	THICKNESS	COLOUR	FINISHING	PCS/BOX	SQM/BOX	KG/BOX	BOXES/PAL	SQM/PAL	KG/PAL
	15x15 cm. 6'x6'	7 mm.	Gold Silver Rose Gold	MATT	30	0,68	9,60	85	57,80	830,00
				GLOSS	30	0,68	9,60	85	57,80	830,00
				TEXT	30	0,68	9,60	85	57,80	830,00





**REINVENTING:** generating a novel idea in the search for the evolution of a product

**REINVENTANDO:** generar una idea novedosa en la búsqueda de la evolución de un producto

**MOVEMENT:** state of the elements while changing position or place

**MOVIMIENTO:** estado de los cuerpos mientras cambian de posición o lugar



# Move

The MOVE series intends to play with the traditional concept of ceramics. With a double three-dimensional design, the combination of its pieces allows numerous decorative proposals.



Both designs offer a large number of modes of disposition, so that we have the opportunity to propose placements according to each personality.

Con la serie MOVE se pretende jugar con el concepto tradicional de la cerámica. Con un doble diseño tridimensional, la combinación de sus piezas permite numerosas propuestas decorativas.

Ambos diseños ofrecen una gran cantidad de modos de disposición, de forma de la que se tiene la oportunidad de proponer colocaciones según cada personalidad.



# Move

MODEL	SIZE	THICKNESS	COLOUR	FINISHING	PCS/BOX	SQM/BOX	KG/BOX	BOXES/PAL	SQM/PAL	KG/PAL
MOVE 1 	20x20 cm. 8'x8'	11 mm.	Gold Silver Rose Gold White	MATT	14	0,56	11,20	72	40,32	815,00
MOVE 2 										

Gold



Silver



Rose Gold



White







# 2Lines


2LINES series is a concept of metallic ceramic tile with a modern and metropolitan spirit, aimed at the most advanced demands of architecture. In this series the geometric concept of lines to metal melts and the surface structure is combined with the sheen of polished and natural finishes, proposing unexplored visual sensations.

2LINES es un concepto de azulejo cerámico metalizado con espíritu moderno y metropolitano, orientado a las exigencias más vanguardistas de la arquitectura. En esta serie se funde el concepto geométrico de sus líneas con el metal, y se combina la estructura superficial con el brillo de los acabados lapapato y natural, proponiendo sensaciones visuales inexploradas.






# 2Lines Metal

MODEL	SIZE	THICKNESS	COLOUR	FINISHING	PCS/BOX	SQM/BOX	KG/BOX	BOXES/PAL	SQM/PAL	KG/PAL
2LINES 	45x90 cm. 18'x36'	10 mm.	Gold Silver Rose Gold	LAPPATO	3	1,22	27,00	18	21,95	505,00

Gold



Silver



Rose Gold



**LINEAR:** that presents a constant drawing or design, or in the same direction

**LINEAL:** que presenta un dibujo o diseño constante, o en una misma dirección








# Mist

MIST series has been inspired in aged mirrors with infinite reflections and a palette of intense and elegant tones.

It is curious how all the old and the aged return us to a past so trendy currently. Like those mirrors in which one can hardly look but which seem to bring us reflections of ancient times and the elegance of distant stories that are difficult to find in contemporary designs.

MIST tiene su inspiración en los espejos envejecidos que nos aportan infinitos reflejos y un cromatismo de tonos intensos y elegantes. Es curioso como en la actualidad todo lo antiguo, lo envejecido, nos recuerda al pasado que está tan de moda. Como esos espejos en los que no puede uno ni mirarse, pero que parecen traer al presente reflejos de tiempos remotos y una elegancia e historias lejanas que cuesta encontrar a veces en los diseños contemporáneos.

# Mist Metal

MODEL	SIZE	THICKNESS	COLOUR	FINISHING	PCS/BOX	SQM/BOX	KG/BOX	BOXES/PAL	SQM/PAL	KG/PAL
MIST 	45x90 cm. 18'x36'	10 mm.	Gold Silver Rose Gold	POLISHED	3	1,22	27,00	18	21,95	505,00

Gold



Silver



Rose Gold





**AGING:** act and the result of aging;  
do or become old.

**ENVEJECIMIENTO:** acto y el  
resultado de envejecer; hacer o hacerse  
viejo.






# Chevron

The style is given by small details that know how to define the contours of harmonious spaces, where the tradition is mixed with more personal options in tune with a modern lifestyle. The CHEVRON series, with a pleasant aesthetic and rich in nuances, offers multiple composition possibilities for residential and commercial environments of classic and natural design.

El estilo viene dado por pequeños detalles que saben definir los contornos de espacios armoniosos, donde la tradición se mezcla con opciones más personales en sintonía con un estilo de vida moderno. La serie CHEVRON, con una estética agradable y rica en matices, ofrece múltiples posibilidades compositivas para ambientes residenciales y comerciales de gusto clásico y natural



# Chevron

MODEL	SIZE	THICKNESS	COLOUR	FINISHING	PCS/BOX	SQM/BOX	KG/BOX	BOXES/PAL	SQM/PAL	KG/PAL
	30x90 cm. 18'x36'	9 mm.	Gold Silver Rose Gold White	MATT	5	1,35	27,00	28	37,80	756,00


Gold



Silver



Rose Gold



White





**CERAMIC SHELL:** symmetrical pattern in which the veins are arranged in such a way as to produce the effect of a zigzag design

**ESPIGA CERÁMICA:** dibujo simétrico en el que las vetas están dispuestas de tal manera que producen el efecto de un diseño en zigzag






# Store

This new series offers a geometry which produces a subtle visual effect in the form of original detail, enhancing its relief, with an almost imperceptible texture. This thin volume accent, which is the key decorative element of the product, it's even more powerful through its soft metallic finishes.

Esta nueva serie propone una geometría que genera un efecto visual muy sutil en forma de original detalle, potenciando su relieve de una textura casi imperceptible. Este acento volumétrico tenue, que actúa como clave decorativa del producto, se potencia todavía más a través de los suaves acabados metalizados.


# Store

MODEL	SIZE	THICKNESS	COLOUR	FINISHING	PCS/BOX	SQM/BOX	KG/BOX	BOXES/PAL	SQM/PAL	KG/PAL
	30x90 cm. 18'x36'	9 mm.	Gold Silver Rose Gold White	MATT	5	1,35	27,00	28	37,80	756,00


Gold




Silver



Rose Gold



White





**STORE:** Structure formed by thin and narrow sheets linked with each other, rolling or extensible, and used to regulate the passage of light

**STORE:** Estructura formada por láminas finas y estrechas engarzadas unas con otras, arrollables o extensibles, y que sirve para regular el paso de la luz






# Peaks

With the PEAKS series we achieved an excellent way to personalize the interiors and add unusual and elegant patterns, challenging traditional wall designs. The 3D design proposal allows creating a relief effect with which to combine lights and shadows to give life to each decorative space.


Con la serie PEAKS logramos una excelente manera de personalizar los interiores y agregar patrones inusuales y elegantes, desafiando los diseños de paredes tradicionales. La propuesta de diseño 3D permite crear un efecto de relieve con el que poder combinar luces y sombras para dar vida a cada espacio decorativo.

**PYRAMID:** geometric shape that has as base any polygon, and its side faces are triangles that meet in a common vertex


**PIRÁMIDE:** forma geométrica que tiene como base un polígono cualquiera, y sus caras laterales son triángulos que se juntan en un vértice común



# Peaks

MODEL	SIZE	THICKNESS	COLOUR	FINISHING	PCS/BOX	SQM/BOX	KG/BOX	BOXES/PAL	SQM/PAL	KG/PAL
	30x90 cm. 18'x36'	9 mm.	Gold Silver Rose Gold White	MATT	5	1,35	27,00	28	37,80	756,00

Gold




Silver



Rose Gold



White








LOOM is a series inspired by textile materials which adds a new visual effect to the ambiances. With its timeless design this new material fulfills both technical and functional requirements of our customers in a brand new way.

LOOM es una serie de inspiración textil que enriquece cualquier espacio con un nuevo código visual a partir de la reinterpretación de diseños atemporales mediante un nuevo material que responde a las exigencias técnicas y funcionales de forma completamente innovadora.


# Loom

**TEXTILE:** that material that can be woven and reduced to threads

**TEXTIL:** aquella materia que puede ser tejida y ser reducida a hilos.



# Loom

MODEL	SIZE	THICKNESS	COLOUR	FINISHING	PCS/BOX	SQM/BOX	KG/BOX	BOXES/PAL	SQM/PAL	KG/PAL
	30x90 cm. 12'x36'	10 mm.	Gold Silver Rose Gold White	TEXTURED	5	1,35	27,00	28	37,80	756,00

Gold



Silver



Rose Gold



White










# Evoque

EVOQUE is a finish with an original and versatile style which reinterprets tendencies with an amazing texture. Its highly sensorial surface gets your attention due to the contrast for the multiple bright and reflections.

EVOQUE es una superficie con una personalidad original y versátil que reinterpreta nuevas tendencias a través de una textura sorprendente. Esta serie, altamente sensorial, invita a acariciar la textura, permitiendo captar la atención con sus contrastes originados por sus brillantes reflejos.



# Evoque

MODEL	SIZE	THICKNESS	COLOUR	FINISHING	PCS/BOX	SQM/BOX	KG/BOX	BOXES/PAL	SQM/PAL	KG/PAL
	30x90 cm. 12'x36'	10 mm.	Gold Silver Rose Gold White	TEXTURED	5	1,35	27,00	28	37,80	756,00

Gold



Silver




Rose Gold



Cream





**SCALE:** Each one of the multiple small and hard horny plates that, superimposed on each other, form a layer that protects the skin of some kinds of animals, especially fish and reptiles

**ESCAMA:** Cada una de las múltiples placas córneas pequeñas y duras que, superpuestas unas a otras, forman una capa que protege la piel de algunas clases de animales, especialmente peces y reptiles





# Urban

URBAN series has been inspired by cement: a natural, contemporary material, consolidated as one of the strongest trends in recent years, being integrated in projects in which it loses its main characteristic of coldness.

La serie URBAN se ha inspirado en el cemento: un material natural, contemporáneo, consolidado como una de las tendencias más fuertes de los últimos años, que se integra en proyectos en los que pierde su principal característica de frialdad.



# Urban Metal

MODEL	SIZE	THICKNESS	COLOUR	FINISHING	PCS/BOX	SQM/BOX	KG/BOX	BOXES/PAL	SQM/PAL	KG/PAL
	30x60 cm. 12'x24'	9 mm.	Gold Silver Rose Gold	LAPPATO	6	1,08	24,60	40	43,20	1.000,00
	60x60 cm. 24'x24'				3	1,08	25,10	30	32,40	780,00

Gold



Silver



Rose Gold







**LAPPATO:** surface finish that combines matt areas with high gloss of a polished finish


**LAPPATO:** acabado superficial que combina zonas mate con alto brillo de un acabado pulido

# Slate


With this series we surprise once again the interior design with new aesthetic languages, from ceramics that emulates the natural stone, rendering a clear tribute to metal. The degree of loyalty is such that the appearance has never been so sincere.

Con esta serie volvemos a sorprender al interiorismo con nuevos lenguajes estéticos, a partir de cerámica que emula a la piedra natural, rindiendo un claro homenaje al metal. El grado de fidelidad es tal que la apariencia nunca fue tan sincera.





# Slate

MODEL	SIZE	THICKNESS	COLOUR	FINISHING	PCS/BOX	SQM/BOX	KG/BOX	BOXES/PAL	SQM/PAL	KG/PAL
	31x63,2 cm. 12.4'x25.3'	9 mm.	Gold Silver Rose Gold Black	SEMIPOLISHED	5	0,98	21,20	40	39,18	840,00

Gold



Silver



Rose Gold



Black



**STONY:** That has the hardness, texture or other characteristic of the stone

**PÉTREO:** Que tiene la dureza, textura u otra característica propia de la piedra







# Artic

ARTIC is a series that draws an announced trend that is consolidated with prominence for its metallic finish, which shows a perfect combination between the avant-garde that projects the metal and the classic touch of glamor that is generated

ARTIC es una serie que dibuja una tendencia anunciada que se consolida con protagonismo por su acabado metálico, con la que se muestra una perfecta combinación entre el vanguardismo que proyecta el metal y el toque clásico de glamour que se genera



# Artic Metal

MODEL	SIZE	THICKNESS	COLOUR	FINISHING	PCS/BOX	SQM/BOX	KG/BOX	BOXES/PAL	SQM/PAL	KG/PAL
	30x60 cm. 12'x24'	9 mm.	Gold Silver Rose Gold	NATURAL	6	1,08	24,60	40	43,20	1.000,00
	60x60 cm. 24'x24'				3	1,08	25,10	30	32,40	780,00


Gold



Silver



Rose Gold







**NATURALITY:** quality of natural, spontaneous or simple in the way of presenting or behaving.

**NATURALIDAD:** cualidad de natural, espontáneo o sencillo en la manera de presentarse o de comportarse.

# Fusion



FUSION shapes the walls and decorates them with a rich and elegant proposal with an rusty aspect, similar to a sheet of metal aged by atmospheric agents. Its surface is characterized by the alive and solid aspect of the iron, with its particular, chromatic nuances and false roughness to the touch.

FUSION de forma a las paredes y las reviste de una rica y elegante propuesta de aspecto óxido, similar a una lámina de metal envejecida por agentes atmosféricos. Su superficie se caracteriza por el aspecto vivo y sólido del hierro, con sus particulares, matices cromáticos y rugosidad al tacto.





# Fusion & Tempo

MODEL	SIZE	THICKNESS	COLOUR	FINISHING	PCS/BOX	SQM/BOX	KG/BOX	BOXES/PAL	SQM/PAL	KG/PAL
	30x60 cm. 12'x24'	9 mm.	GOLD SILVER	NATURAL	6	1,08	24,60	40	43,20	1.000,00
	60x60 cm. 24'x24'		GOLD SILVER		3	1,08	25,10	30	32,40	780,00

Fusion Cream Gold



Fusion Grey Silver



Fusion Black Silver



Tempo Cream Gold



Tempo Grey Silver




Tempo Black Silver



# Tempo

TEMPO inspires timeless designs with its oxidized gross concrete look, is preferred by those dreaming more industrial spaces, opening to all kinds of challenges for designers, with a contrast structure that contains natural rust colors shades.

TEMPO inspira diseños atemporales con su aspecto de hormigón macizo oxidado, preferido por aquellos que sueñan con espacios más industriales, estando abierto a todo tipo de desafíos para los diseñadores con su estructura de contraste que contiene tonos de colores de óxido natural.



# Madreperla

The new MADREPERLA series has been developed to exalt spaces, creating an alternative visual atmosphere, very stimulating and unconventional, with colors and ethereal and decisive reflections that give life to refined and elegant decorative possibilities.


La nueva serie MADREPERLA ha sido desarrollada para exaltar espacios, creando una atmósfera visual alternativa, muy estimulante y nada convencional, con colores etéreos y decisivos reflejos que dan vida a posibilidades decorativas refinadas y elegantes.

**IRIDISCENCE:** optical phenomenon where the tone of light varies creating small rainbows

**IRIDISCENCIA:** fenómeno óptico donde el tono de la luz varía creando pequeños arcoíris



# Madreperla

MODEL	SIZE	THICKNESS	COLOUR	FINISHING	PCS/BOX	SQM/BOX	KG/BOX	BOXES/PAL	SQM/PAL	KG/PAL
	60x60 cm. 24'x24'	9 mm.	Madreperla	GLOSS	3	1,08	25,10	30	32,40	780,00

Madreperla









# Technical Data

## SIZES

15x15

TRAMES  
BECOME

20x20

MOVE

31x63,2

SLATE

30x90

CHEVRON  
STORE  
PEAKS  
LOOM  
EVOQUE

15x17

COSMOS

30x60

ARTIC  
FUSION  
URBAN

60x60








ARTIC  
TEMPO  
URBAN  
MADREPERLA








45x90

2LINES  
MIST

## USES COMPLETE LIST

 Indoors
  Outdoors
  Wall
  Floor light traffic
  Shower floor
  Shower wall
  High vapour condensation areas (sauna, turkish bath)

SERIE	SIZE							
Trames	Metal	•		•			•	
Cosmos	Metal	•		•			•	
	Colours	•		•			•	
Become	Metal	•		•			•	
Move	Metal	•		•			•	
2Lines	Metal	•	•	•			•	•
Mist	Metal	•	•	•			•	•
Chevron	Metal	•		•			•	
Store	Metal	•		•			•	

SERIE	SIZE							
Peaks	Metal	•		•			•	
Loom	Metal	•		•			•	
Evoque	Metal	•		•			•	
Urban	Metal	•	•	•	C		•	•
Slate	Metal	•	•	•	C		•	•
Artic	Metal	•	•	•			•	•
Fusion	Metal	•	•	•	C		•	•
Tempo	Metal	•	•	•	C		•	•

C = To consult

# LAYING ADVICE

## 1. Choosing a ceramic tile

When choosing a ceramic tile to cover a certain surface, attention must be paid to a series of aesthetical (colour, design, texture, etc.) and technical (physical-chemical features, etc.) conditions.

The technical factors for an adequate choice will depend on the specific situation, weather conditions in the region, and expected use.

The ceramic pieces contained in this catalog are decorated with a thin metal application. Manipulate with special care.

Improper handling (scratching and/or scraping) and improper use of abrasive detergents can damage the pieces. Treat these in particular with extreme careful.

These products are not suitable for wet areas like public spas or swimming pools where aggressive saline and/or disinfectant products like bleach are used.

## 2. Initial verification

Prior to placing the ceramic tile, the client should check that it is in agreement with the requested features (model, quality, shape, tone, gage, etc.)

If any ceramic piece is defective, do not use and communicate this to your provider.

Not accept any claims once placed the product.

## 3. Lay out

It is recommended that the layout of the product is prepared before the final installation.

The surface for placing the tiles must be flat, firm, stable, compatible with the binding material, and clean

We recommend using cement glue with polymeric additives as fitting material. **Recommended product: H40 Eco Rapid (Kerakoll)**

Before preparing the binding material, check the manufacturer's indications (way to use, etc.)

The bonding materials are applied with a notched trowel to ensure optimal distribution across the surface.

Should be avoided that the residues of fitting material get dry, remaining adhered on the surface of pieces, using a slightly damp sponge to clean the tile joints, passing it diagonally across them. Do not use dirty or brackish water.

## 4. Jointing

For technical reasons, it is not advisable to lay ceramic tiles without the corresponding layout joint.

For choosing the jointing material, one should take into account the place where the tiles (floor or wall) are fitted and their situation (indoor or outdoor), the use of joints with polymeric additives or synthetic resins being recommendable, and not Portland cement grout. Recommended product: **Fugalite Eco (Kerakoll)**

## 5. Cleaning

Do not use commercial products known as cement removers or scale removers, acid solutions used mainly to remove cement debris (work debris).

For cleaning excess installation materials before they have dried, use a sponge and plenty of water.

For subsequent cleanings we recommend the use of a soft dampened in water and neutral soap. Do not use powder detergents, nor metallic mops or abrasives. Do not use abrasive, acidic or alkaline cleaning products.

Use a soft sponge with liquid soap and water to clean the tiles, and then dry them with a fine cloth.

## 6. Cutting

When laying tiles, it is necessary to cut the tiles to adapt them to the geometry of the place to decorate.

### Cutting tools

Hand cutting tool - Fitted with a widia scoring wheel.

With reference to the size of the scoring wheel, it is recommended to use one of an 8-mm diameter for tiles with flat surface, and of an 18-mm diameter for tiles with a rough surface.

Electric cutting machine - Fitted with a diamond disc and water cooling system.

It allows for precise and somewhat complex cutting operations on very hard material.

The diamond disc should be of the wet continuous type

## 7. Drilling

An efficient drilling of ceramic materials is easily achieved considering two factors, use of an adequate drill bit for ceramic tiles and use of the proper drilling technique.

### Drilling types

We may distinguish two drilling types in accordance with the diameter involved:

- Large drillings (diameter > 15 mm: 20, 25, 28, 32, 40 mm, etc.): Carried out mainly while laying the tiles in order to observe gutters, heating channellings, etc.
- Small drillings (diameter = 15 mm: 5, 6, 8, 10, and 12 mm): Carried out to bind different elements (accessories, furniture, etc.), after laying ceramic tiles

### Drilling tools

To drill the ceramic tile, we will require the following tools and accessories:

Drill - A standard one of the following characteristics will do just fine: power = 600 W, non-driver (rotation) mode, speed selector (electronic governor recommended), bit holder with an opening = 10 mm, additional handle, and depth limit.

Special drill bits for ceramic tiles - In accordance with type of material and the end geometry, we may classify these drill bits into 4 types, namely:

- Special tungsten carbide drill bit for ceramic tiles: special helicoid end (1) and arrow tip end (Not to be confused with drill bits for glass drilling (2)).
- Diamond drill bit: Cylindrical end (3) and Crown end (4)

The drilling point should be cooled with water at all times during the drilling process.

Shades and colors shown on these photographs are only to be considered as a reference.

This catalogue has been carefully reviewed, however, it does not have any contractual value.


INTHETILE reserves the right of modifying, without notice, any technical characteristics for production reasons which would never imply any liability.

This catalogue cancels previous ones.

INTHETILE commercial department thanks you for trusting our products and services.

We will kindly accept any suggestion or information request you may have.





INTHETILE

[www.inthetile.com](http://www.inthetile.com)