

GRAINSTONE



GRAINSTONE

Gres Fine Porcellanato

UNA
COLLEZIONE
ISPIRATA ALLA
POTENZA
DEL GRANITO.
RIGORE E
VERSATILITÀ
PER IL DESIGN
CONTEMPORANEO

 **ERGON**
engineered stone

A collection inspired by the **power** of granite.
Elegance and **versatility** for contemporary design.



GRAINSTONE

**3 TEXTURE
7 SIZES
5 COLOURS
MIX AND
MATCH**

Una ricca gamma di finiture, formati e colori per trovare sempre la soluzione progettuale più adatta in tutte le tipologie di ambienti, indoor e outdoor.

A rich assortment of finishes, sizes and colours, to ensure the right design solution is always available for every type of setting, both indoor and outdoor.



120x240
47¹/₄" x 94¹/₂"

± 6,5mm

60x120
23⁵/₈" x 47¹/₄"

80x80
31¹/₂" x 31¹/₂"

20MM

60x60
23⁵/₈" x 23⁵/₈"

30x60
11¹³/₁₆" x 23⁵/₈"

90x90
35⁷/₁₆" x 35⁷/₁₆"

45x90
17¹¹/₁₆" x 35⁷/₁₆"




120x120
47¹/₄" x 47¹/₄"

± 6,5mm


FINE GRAIN

ROUGH GRAIN



CAGE



TAUPE





SAND




WHITE



GREY




DARK





Grey Fine Grain Nat. Rett. 120x240 [47^{1/4} x 94^{1/2}]
Grey Rough Grain Nat. Rett. 120x120 [47^{1/4} x 47^{1/4}]
Dark Rough Grain Nat. Rett. 60x120 [23^{5/8} x 47^{1/4}]
Cage Dark Nat. Rett. 60x120 [23^{5/8} x 47^{1/4}]





Cage Dark Nat. Rett. 60x120 [23^{5/8}"x47^{1/4}"]
Dark Rough Grain Nat. Rett. 60x120 [23^{5/8}"x47^{1/4}"]
Dark Fine Grain Nat. Rett. 60x120 [23^{5/8}"x47^{1/4}"]
Grey Fine Grain Nat. Rett. 120x240 [47^{1/4}"x94^{1/2}"]



Dark Rough Grain Nat. Rett. 60x60 [23^{5/8} x 23^{5/8}]
Dark Fine Grain Nat. Rett. 60x120 [23^{5/8} x 47^{1/4}] - 120x240 [47^{1/4} x 94^{1/2}]
Cage Dark Nat. Rett. 60x120 [23^{5/8} x 47^{1/4}]



Cage Grey Nat. Rett. 120x240 [47^{1/4} x 94^{1/2}]
White Rough Grain Nat. Rett. 60x120 [23^{5/8} x 47^{1/4}]
Grey Nat. Rett. 80x80 [31^{1/2} x 31^{1/2}] 20mm



White Fine Grain Nat. Rett. 60x120 [23^{5/8} x 47^{1/4}]





Sand Fine Grain Nat. Rett. 120x240 [47^{1/4} x 94^{1/2}]
 Sand Rough Grain Nat. Rett. 120x240 [47^{1/4} x 94^{1/2}]
 Cage Sand Nat. Rett. 120x240 [47^{1/4} x 94^{1/2}]





Sand Fine Grain Nat. Rett. 120x240 [47^{1/4}"x94^{1/2}"]
Sand Rough Grain Nat. Rett. 120x240 [47^{1/4}"x94^{1/2}"]
Cage Sand Nat. Rett. 120x240 [47^{1/4}"x94^{1/2}"]

Taupe Fine Grain Nat. Rett. 60x120 (23^{5/8} x 47^{1/4})
Taupe Rough Grain Nat. Rett. 60x120 (23^{5/8} x 47^{1/4})
Cage Taupe Nat. Rett. 60x120 (23^{5/8} x 47^{1/4})
Sand Nat. Rett. 80x80 (31^{1/2} x 31^{1/2}) 20mm




TAUPE



Taupe Rough Grain Nat. Rett. 60x120 [23^{5/8} x47^{1/4}]
Sand Fine Nat. Rett. 60x120 [23^{5/8} x47^{1/4}]
Cage Taupe Nat. Rett. 60x120 [23^{5/8} x47^{1/4}]



Sand Fine Nat. Rett. 60x120 [23^{5/8}"x47^{1/4}"]
Sand Rough Grain Nat. Rett. 60x120 [23^{5/8}"x47^{1/4}"]
Sand Big Mix 30x30 [11^{13/16}"x11^{13/16}"]



Grey Fine Grain Nat. Rett. 60x120 [23^{5/8} x 47^{1/4}]
Grey Fine Grain Lapp. Rett. 60x120 [23^{5/8} x 47^{1/4}]
Cage Grey Nat. Rett. 60x120 [23^{5/8} x 47^{1/4}]
Dark Rough Grain Nat. Rett. 60x120 [23^{5/8} x 47^{1/4}]
Dark Rough Grain Lapp. Rett. 60x120 [23^{5/8} x 47^{1/4}]

GRAINSTONE

20MM

ESTERNI DI GRANDE VALORE ESTETICO

Grainstone 20mm offre la possibilità di realizzare spazi esterni di grande valore estetico, senza rinunciare alle prestazioni tecniche. Le caratteristiche specifiche di Grainstone 20mm permettono di integrare perfettamente il materiale con l'ambiente circostante, offrendo la possibilità di creare in modo semplice ed efficace camminamenti e percorsi outdoor. L'alto spessore di Grainstone 20mm garantisce un'elevata resistenza rendendolo ideale negli ambienti interni ed esterni pubblici. Grainstone 20mm è facile da posare su erba, su sabbia, su ghiaia. La posa a colla su massetto permette di realizzare pavimentazioni carrabili industriali e commerciali. Ideale per rampe di accesso e garage. Grainstone 20mm è l'ideale per la creazione di pavimenti sopraelevati.



Sand Rough Grain Nat. Rett. 80x80 (31^{1/2} x 31^{1/2}) 20mm
Cage Sand Nat. Rett. 120x240 (47^{1/4} x 94^{1/2})



Sand Rough Grain Nat. Rett. 80x80 (31^{1/2}"x31^{1/2}") 20mm
 Cage Sand Nat. Rett. 120x240 (47^{1/4}"x94^{1/2}")

20MM



**OUTDOOR SPACES
 OF GREAT AESTHETIC VALUE**

Grainstone 20mm offers the chance to develop extremely aesthetically pleasing external spaces without compromising on technical expertise. The specific qualities of Grainstone 20mm allow you to perfectly integrate the material in the surrounding environment, making it possible to create walkways and outdoor paths easily and effectively. The thickness of Grainstone 20mm guarantees excellent resistance, making it ideal for use in both indoor and outdoor public spaces. Grainstone 20mm is easy to lay on grass, sand and gravel. By gluing it down to screed it is possible to create industrial and commercial paved driveways. Ideal for access ramps and garages. Grainstone 20mm is ideal for the creation of cavity floors.



80x80 (31^{1/2}"x31^{1/2}")
E0E1 SAND ROUGH GRAIN
 NAT. RETT. ● 109



80x80 (31^{1/2}"x31^{1/2}")
E0E2 GREY ROUGH GRAIN
 NAT. RETT. ● 109



80x80 (31^{1/2}"x31^{1/2}")
E0E3 DARK ROUGH GRAIN
 NAT. RETT. ● 109

TAUPE_FORMATI

Sizes / Formats / Formate / Tamaños / форматы

FINE GRAIN




60x120 (23^{5/8} x 47^{1/4})
E099 TAUPE NAT. RETT. U₄P₃E₃C₂ ● 89
E0AD TAUPE LAPP. RETT. ● 96
E0C3 TAUPE TECNICA RETT. ● 91



60x60 (23^{5/8} x 23^{5/8})
E09N TAUPE NAT. RETT. U₄P₄E₃C₂ ● 73



30x60 (11^{13/16} x 23^{5/8})
E09U TAUPE NAT. RETT. U₄P₄E₃C₂ ● 66
E0AK TAUPE LAPP. RETT. ● 78
E0C9 TAUPE TECNICA RETT. ● 68



90x90 (35^{7/16} x 35^{7/16})
E0A0 TAUPE NAT. RETT. U₄P₃E₃C₂ ● 91
E0AR TAUPE LAPP. RETT. ● 98




45x90 (17^{11/16} x 35^{7/16})
E0A6 TAUPE NAT. RETT. ● 77

ROUGH GRAIN




60x120 (23^{5/8} x 47^{1/4})
E0AX TAUPE NAT. RETT. U₄P₃E₃C₂ ● 89
E0D6 TAUPE LAPP. RETT. ● 96
E0DR TAUPE TECNICA RETT. ● 91



60x60 (23^{5/8} x 23^{5/8})
E0CG TAUPE NAT. RETT. U₄P₄E₃C₂ ● 73



30x60 (11^{13/16} x 23^{5/8})
E0CN TAUPE NAT. RETT. U₄P₄E₃C₂ ● 66
E0DD TAUPE LAPP. RETT. ● 78
E0DX TAUPE TECNICA RETT. ● 68



90x90 (35^{7/16} x 35^{7/16})
E0CU TAUPE NAT. RETT. U₄P₃E₃C₂ ● 91
E0DK TAUPE LAPP. RETT. ● 98



45x90 (17^{11/16} x 35^{7/16})
E0DO TAUPE NAT. RETT. U₄P₄E₃C₂ ● 77

CAGE



60x120 (23^{5/8} x 47^{1/4})
E09G TAUPE NAT. RETT. ● 91


SAND_FORMATI

Sizes / Formats / Formate / Tamaños / форматы

FINE GRAIN



120x240 (47^{1/4} x 94^{1/2})
E07H SAND NAT. RETT. ● 112



120x120 (47^{1/4} x 47^{1/4})
E07M SAND NAT. RETT. ● 95



60x120 (23^{5/8} x 47^{1/4})
E098 SAND NAT. RETT. U₄P₃E₃C₂ ● 89
E0AC SAND LAPP. RETT. ● 96
E0C2 SAND TECNICA RETT. ● 91



90x90 (35^{7/16} x 35^{7/16})
E09Z SAND NAT. RETT. U₄P₃E₃C₂ ● 91
E0AQ SAND LAPP. RETT. ● 98



45x90 (17^{11/16} x 35^{7/16})
E0A5 SAND NAT. RETT. U₄P₄E₃C₂ ● 77



60x60 (23^{5/8} x 23^{5/8})
E09M SAND NAT. RETT. U₄P₄E₃C₂ ● 73




30x60 (11^{13/16} x 23^{5/8})
E09T SAND NAT. RETT. U₄P₄E₃C₂ ● 66
E0AJ SAND LAPP. RETT. ● 78
E0C8 SAND TECNICA RETT. ● 68

ROUGH GRAIN



120x240 (47^{1/4} x 94^{1/2})
E087 SAND NAT. RETT. ● 112



120x120 (47^{1/4} x 47^{1/4})
E08C SAND NAT. RETT. ● 95



60x120 (23^{5/8} x 47^{1/4})
E0AW SAND NAT. RETT. U₄P₃E₃C₂ ● 89
E0D5 SAND LAPP. RETT. ● 96
E0DQ SAND TECNICA RETT. ● 91



90x90 (35^{7/16} x 35^{7/16})
E0CT SAND NAT. RETT. U₄P₃E₃C₂ ● 91
E0DJ SAND LAPP. RETT. ● 98



45x90 (17^{11/16} x 35^{7/16})
E0CZ SAND NAT. RETT. U₄P₄E₃C₂ ● 77



60x60 (23^{5/8} x 23^{5/8})
E0CF SAND NAT. RETT. U₄P₄E₃C₂ ● 73



30x60 (11^{13/16} x 23^{5/8})
E0CM SAND NAT. RETT. U₄P₄E₃C₂ ● 66
E0DC SAND LAPP. RETT. ● 78
E0DW SAND TECNICA RETT. ● 68

CAGE



120x240 (47^{1/4} x 94^{1/2})
E07R SAND NAT. RETT. ● 115




60x120 (23^{5/8} x 47^{1/4})
E09F SAND NAT. RETT. ● 91

WHITE_FORMATI

Sizes / Formats / Formate / Tamaños / форматы

FINE GRAIN




120x240 (47^{1/4}"x94^{1/2}") **E07G** WHITE NAT. RETT. ● 112

120x120 (47^{1/4}"x47^{1/4}") **E07L** WHITE NAT. RETT. ● 95

60x120 (23^{5/8}"x47^{1/4}") **E097** WHITE NAT. RETT. U₄P₃E₃C₂ ● 89

E0AA WHITE LAPP. RETT. ● 96

E0C1 WHITE TECNICA RETT. ● 91



90x90 (35^{7/16}"x35^{7/16}") **E09Y** WHITE NAT. RETT. U₄P₃E₃C₂ ● 91

E0AP WHITE LAPP. RETT. ● 98

45x90 (17^{11/16}"x35^{7/16}") **E0A4** WHITE NAT. RETT. U₄P₄E₃C₂ ● 77


60x60 (23^{5/8}"x23^{5/8}") **E09L** WHITE NAT. RETT. U₄P₄E₃C₂ ● 73

30x60 (11^{13/16}"x23^{5/8}") **E09S** WHITE NAT. RETT. U₄P₄E₃C₂ ● 66

E0AH WHITE LAPP. RETT. ● 78

E0C7 WHITE TECNICA RETT. ● 68

ROUGH GRAIN



120x240 (47^{1/4}"x94^{1/2}") **E086** WHITE NAT. RETT. ● 112

120x120 (47^{1/4}"x47^{1/4}") **E08A** WHITE NAT. RETT. ● 95

60x120 (23^{5/8}"x47^{1/4}") **E0AV** WHITE NAT. RETT. U₄P₃E₃C₂ ● 89

E0D4 WHITE LAPP. RETT. ● 96

E0DP WHITE TECNICA RETT. ● 91



90x90 (35^{7/16}"x35^{7/16}") **E0CS** WHITE NAT. RETT. U₄P₃E₃C₂ ● 91

E0DH WHITE LAPP. RETT. ● 98

45x90 (17^{11/16}"x35^{7/16}") **E0CY** WHITE NAT. RETT. U₄P₄E₃C₂ ● 77

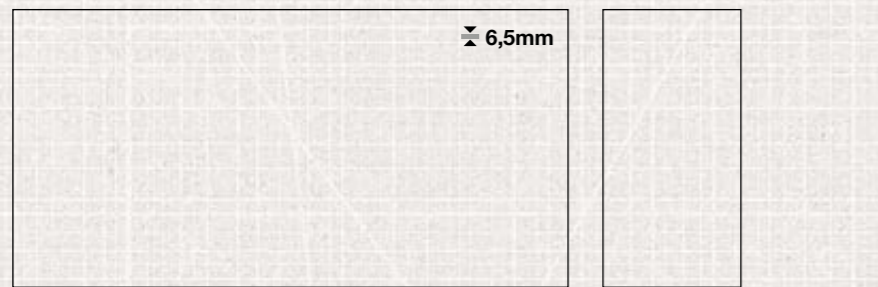
60x60 (23^{5/8}"x23^{5/8}") **E0CE** WHITE NAT. RETT. U₄P₄E₃C₂ ● 73

30x60 (11^{13/16}"x23^{5/8}") **E0CL** WHITE NAT. RETT. U₄P₃E₃C₂ ● 66

E0DA WHITE LAPP. RETT. ● 78

E0DV WHITE TECNICA RETT. ● 68

CAGE




120x240 (47^{1/4}"x94^{1/2}") **E07Q** WHITE NAT. RETT. ● 115

60x120 (23^{5/8}"x47^{1/4}") **E09E** WHITE NAT. RETT. ● 91

GREY_FORMATI

Sizes / Formats / Formate / Tamaños / форматы

FINE GRAIN




120x240 (47^{1/4}"x94^{1/2}") **E07J** GREY NAT. RETT. ● 112

120x120 (47^{1/4}"x47^{1/4}") **E07N** GREY NAT. RETT. ● 95

60x120 (23^{5/8}"x47^{1/4}") **E09A** GREY NAT. RETT. U₄P₃E₃C₂ ● 89

E0AE GREY LAPP. RETT. ● 96

E0C4 GREY TECNICA RETT. ● 91



90x90 (35^{7/16}"x35^{7/16}") **E0A1** GREY NAT. RETT. U₄P₃E₃C₂ ● 91

E0AS GREY LAPP. RETT. ● 98

45x90 (17^{11/16}"x35^{7/16}") **E0A7** GREY NAT. RETT. U₄P₄E₃C₂ ● 77


60x60 (23^{5/8}"x23^{5/8}") **E09P** GREY NAT. RETT. U₄P₄E₃C₂ ● 73

30x60 (11^{13/16}"x23^{5/8}") **E09V** GREY NAT. RETT. U₄P₄E₃C₂ ● 66

E0AL GREY LAPP. RETT. ● 78

E0CA GREY TECNICA RETT. ● 68

ROUGH GRAIN



120x240 (47^{1/4}"x94^{1/2}") **E088** GREY NAT. RETT. ● 112

120x120 (47^{1/4}"x47^{1/4}") **E08D** GREY NAT. RETT. ● 95

60x120 (23^{5/8}"x47^{1/4}") **E0AY** GREY NAT. RETT. U₄P₃E₃C₂ ● 89

E0D7 GREY LAPP. RETT. ● 96

E0DS GREY TECNICA RETT. ● 91



90x90 (35^{7/16}"x35^{7/16}") **E0CV** GREY NAT. RETT. U₄P₃E₃C₂ ● 91

E0DL GREY LAPP. RETT. ● 98

45x90 (17^{11/16}"x35^{7/16}") **E0D1** GREY NAT. RETT. U₄P₄E₃C₂ ● 77


60x60 (23^{5/8}"x23^{5/8}") **E0CH** GREY NAT. RETT. U₄P₄E₃C₂ ● 73

30x60 (11^{13/16}"x23^{5/8}") **E0CP** GREY NAT. RETT. U₄P₄E₃C₂ ● 66

E0DE GREY LAPP. RETT. ● 78

E0DY GREY TECNICA RETT. ● 68

CAGE







120x240 (47^{1/4}"x94^{1/2}") **E07S** GREY NAT. RETT. ● 115

60x120 (23^{5/8}"x47^{1/4}") **E09H** GREY NAT. RETT. ● 91






DARK_FORMATI

Sizes / Formats / Formate / Tamaños / форматы


FINE GRAIN

 60x120 (23 ^{5/8} "x47 ^{1/4} ") E09C DARK NAT. RETT. U ₄ P ₃ E ₃ C ₂ ● 89 E0AF DARK LAPP. RETT. ● 96 E0C5 DARK TECNICA NAT. RETT. ● 91	 60x60 (23 ^{5/8} "x23 ^{5/8} ") E09Q DARK NAT. RETT. U ₄ P ₄ E ₃ C ₂ ● 73	 30x60 (11 ^{13/16} "x23 ^{5/8} ") E09W DARK NAT. RETT. U ₄ P ₄ E ₃ C ₂ ● 66 E0AM DARK LAPP. RETT. ● 78 E0CC DARK TECNICA RETT. ● 68
 90x90 (35 ^{7/16} "x35 ^{7/16} ") E0A2 DARK NAT. RETT. U ₄ P ₃ E ₃ C ₂ ● 91 E0AT DARK LAPP. RETT. ● 98	 45x90 (17 ^{11/16} "x35 ^{7/16} ") E0A8 DARK NAT. RETT. U ₄ P ₄ E ₃ C ₂ ● 77	

ROUGH GRAIN

 60x120 (23 ^{5/8} "x47 ^{1/4} ") E0AZ DARK NAT. RETT. U ₄ P ₃ E ₃ C ₂ ● 89 E0D8 DARK LAPP. RETT. ● 96 E0DT DARK TECNICA NAT. RETT. ● 91	 60x60 (23 ^{5/8} "x23 ^{5/8} ") E0CJ DARK NAT. RETT. U ₄ P ₄ E ₃ C ₂ ● 73	 30x60 (11 ^{13/16} "x23 ^{5/8} ") E0CQ DARK NAT. RETT. U ₄ P ₄ E ₃ C ₂ ● 66 E0DF DARK LAPP. RETT. ● 78 E0DZ DARK TECNICA RETT. ● 68
 90x90 (35 ^{7/16} "x35 ^{7/16} ") E0CW DARK NAT. RETT. U ₄ P ₃ E ₃ C ₂ ● 91 E0DM DARK LAPP. RETT. ● 98	 45x90 (17 ^{11/16} "x35 ^{7/16} ") E0D2 DARK NAT. RETT. ● 77	

CAGE






 60x120 (23 ^{5/8} "x47 ^{1/4} ") E09J DARK NAT. RETT. ● 91		
--	--	--

DECORI

Decors / Formats / Formate / Tamaños / форматы






Mosaico 3x3*

Fine Grain - Tessera - Chip 2,8x2,8 (1^{1/8}"x 1^{1/8}")

 30x30 (11 ^{13/16} "x11 ^{13/16} ") E0TD TAUPE NAT. ● 138 E0TK TAUPE LAPP. ● 140	 30x30 (11 ^{13/16} "x11 ^{13/16} ") E0TC SAND NAT. ● 138 E0TJ SAND LAPP. ● 140	 30x30 (11 ^{13/16} "x11 ^{13/16} ") E0TA WHITE NAT. ● 138 E0TH WHITE LAPP. ● 140
 30x30 (11 ^{13/16} "x11 ^{13/16} ") E0TE GREY NAT. ● 138 E0TL GREY LAPP. ● 140	 30x30 (11 ^{13/16} "x11 ^{13/16} ") E0TF DARK NAT. ● 138 E0TM DARK LAPP. ● 140	






Mosaico Big Mix*

Mix Fine/Rough Grain - Cage

 30x30 (11 ^{13/16} "x11 ^{13/16} ") EDFS TAUPE NAT. ● 138	 30x30 (11 ^{13/16} "x11 ^{13/16} ") EDFR SAND NAT. ● 138	 30x30 (11 ^{13/16} "x11 ^{13/16} ") EDFQ WHITE NAT. ● 138
 30x30 (11 ^{13/16} "x11 ^{13/16} ") EDFT GREY NAT. ● 138	 30x30 (11 ^{13/16} "x11 ^{13/16} ") EDFU DARK NAT. ● 138	

Listelli sfalsati*

Mix Fine/Rough Grain

 30x60 (11 ^{13/16} "x23 ^{5/8} ") EDFY TAUPE NAT. ● 113	 30x60 (11 ^{13/16} "x23 ^{5/8} ") EDFX SAND NAT. ● 113	 30x60 (11 ^{13/16} "x23 ^{5/8} ") EDFW WHITE NAT. ● 113
 30x60 (11 ^{13/16} "x23 ^{5/8} ") EDFZ GREY NAT. ● 113	 30x60 (11 ^{13/16} "x23 ^{5/8} ") EDGO DARK NAT. ● 113	

* Su rete in fibra - On fibre mesh backing - Sur filet en fibre de verre - Auf Glasfasernetz - Sobre malla de fibra - На волоконной сетке

PEZZI SPECIALI Trims - Pieces Speciales - Formteile - Piezas Especiales - Специальные Изделия



BATTISCOPIA - SKIRTING

7x60 (2^{3/4}"x23^{5/8}")
Pcs. Box 15 - Ml. x Box 9

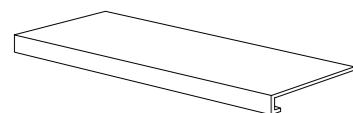
- | | | | |
|----------------------------------|--|----------------------------------|--|
| FINE GRAIN | | ROUGH GRAIN | |
| E0TP WHITE NAT. RETT. ●16 | | E0VA WHITE NAT. RETT. ●16 | |
| E0TQ SAND NAT. RETT. ●16 | | E0VC SAND NAT. RETT. ●16 | |
| E0TR TAUPE NAT. RETT. ●16 | | E0VD TAUPE NAT. RETT. ●16 | |
| E0TS GREY NAT. RETT. ●16 | | E0VE GREY NAT. RETT. ●16 | |
| E0TT DARK NAT. RETT. ●16 | | E0VF DARK NAT. RETT. ●16 | |



BATTISCOPIA - SKIRTING

4,6x90 (1^{3/16}"x35^{7/16}")
Pcs. Box 8 - Ml. x Box 7,20


- | | | | |
|----------------------------------|--|----------------------------------|--|
| FINE GRAIN | | ROUGH GRAIN | |
| E0TV WHITE NAT. RETT. ●23 | | E0VH WHITE NAT. RETT. ●23 | |
| E0TW SAND NAT. RETT. ●23 | | E0VJ SAND NAT. RETT. ●23 | |
| E0TX TAUPE NAT. RETT. ●23 | | E0VK TAUPE NAT. RETT. ●23 | |
| E0TY GREY NAT. RETT. ●23 | | E0VL GREY NAT. RETT. ●23 | |
| E0TZ DARK NAT. RETT. ●23 | | E0VM DARK NAT. RETT. ●23 | |



GRADONE - STEP

33x120x3,2x3,2 (12^{15/16}"x47^{1/4}"x1^{1/4}"x1^{1/4}")
Pcs. Box 2 - Ml. x Box 2,40

- | | | | |
|-----------------------------------|--|-----------------------------------|--|
| FINE GRAIN | | ROUGH GRAIN | |
| E0UE WHITE NAT. RETT. ●139 | | E0W1 WHITE NAT. RETT. ●139 | |
| E0UF SAND NAT. RETT. ●139 | | E0W2 SAND NAT. RETT. ●139 | |
| E0UG TAUPE NAT. RETT. ●139 | | E0W3 TAUPE NAT. RETT. ●139 | |
| E0UH GREY NAT. RETT. ●139 | | E0W4 GREY NAT. RETT. ●139 | |
| E0UJ DARK NAT. RETT. ●139 | | E0W5 DARK NAT. RETT. ●139 | |



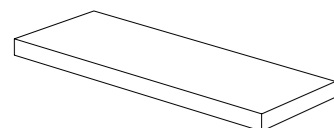
GRADINO - STAIR TREAD

33x120 (12^{15/16}"x47^{1/4}")
Pcs. Box 2 - Ml. x Box 2,40

- | | | | |
|-----------------------------------|--|-----------------------------------|--|
| FINE GRAIN | | ROUGH GRAIN | |
| E0U1 WHITE NAT. RETT. ●120 | | E0VP WHITE NAT. RETT. ●120 | |
| E0U2 SAND NAT. RETT. ●120 | | E0VQ SAND NAT. RETT. ●120 | |
| E0U3 TAUPE NAT. RETT. ●120 | | E0VR TAUPE NAT. RETT. ●120 | |
| E0U4 GREY NAT. RETT. ●120 | | E0VS GREY NAT. RETT. ●120 | |
| E0U5 DARK NAT. RETT. ●120 | | E0VT DARK NAT. RETT. ●120 | |



- | | | | |
|------------------------------------|--|------------------------------------|--|
| FINE GRAIN | | ROUGH GRAIN | |
| E0U7 WHITE TECN. RETT. ●120 | | E0VV WHITE TECN. RETT. ●120 | |
| E0U8 SAND TECN. RETT. ●120 | | E0VW SAND TECN. RETT. ●120 | |
| E0U9 TAUPE TECN. RETT. ●120 | | E0VX TAUPE TECN. RETT. ●120 | |
| E0UA GREY TECN. RETT. ●120 | | E0VY GREY TECN. RETT. ●120 | |
| E0UC DARK TECN. RETT. ●120 | | E0VZ DARK TECN. RETT. ●120 | |



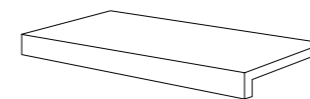
ANGOLARE DX / SX - CORNER TILE DX / SX

33x120x3,2x3,2 (12^{15/16}"x47^{1/4}"x1^{1/4}"x1^{1/4}")
Pcs. Box 1 - Ml. x Box 1,20

- | | | | |
|---|--|---|--|
| FINE GRAIN | | ROUGH GRAIN | |
| E0UL / E0US WHITE NAT. RETT. ●142 | | E0W7 / E0WE WHITE NAT. RETT. ●142 | |
| E0UM / E0UT SAND NAT. RETT. ●142 | | E0W8 / E0WF SAND NAT. RETT. ●142 | |
| E0UN / E0UU TAUPE NAT. RETT. ●142 | | E0W9 / E0WG TAUPE NAT. RETT. ●142 | |
| E0UP / E0UV GREY NAT. RETT. ●142 | | E0WA / E0WH GREY NAT. RETT. ●142 | |
| E0UQ / E0UW DARK NAT. RETT. ●142 | | E0WC / E0WJ DARK NAT. RETT. ●142 | |

PEZZI SPECIALI Trims - Pieces Speciales - Formteile - Piezas Especiales - Специальные Изделия

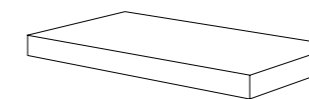
20MM



GRADONE - STEP

33x80x5 (12^{15/16}"x31^{1/2}"x1^{15/16}")
Pcs. Box 2 - Ml. x Box 1,60

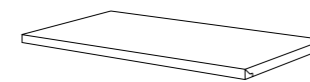
- | | |
|----------------------------------|--|
| ROUGH GRAIN | |
| E0WY SAND NAT. RETT. ●114 | |
| E0WZ GREY NAT. RETT. ●114 | |
| E0W0 DARK NAT. RETT. ●114 | |



ANGOLARE DX / SX - CORNER TILE DX / SX

33x80x5 (12^{15/16}"x31^{1/2}"x1^{15/16}")
Pcs. Box 2 - Ml. x Box 1,60

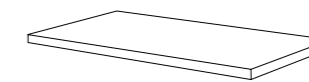
- | | |
|--|--|
| ROUGH GRAIN | |
| E0X2 / EGHG SAND NAT. RETT. ●136 | |
| E0X3 / EGHH GREY NAT. RETT. ●136 | |
| E0X4 / EGHJ DARK NAT. RETT. ●136 | |



TERMINALE - ENDINGPIECE

33x80x2,5 (12^{15/16}"x31^{1/2}"x^{15/16}")
Pcs. Box 2 - Ml. x Box 1,60

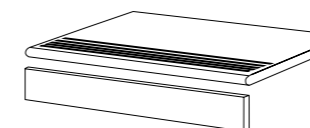
- | | |
|----------------------------------|--|
| ROUGH GRAIN | |
| E0X6 SAND NAT. RETT. ●120 | |
| E0X7 GREY NAT. RETT. ●120 | |
| E0X8 DARK NAT. RETT. ●120 | |



ANGOLARE TERMINALE DX / SX

ENDINGPIECE CORNER DX / SX
33x80x2,5 (12^{15/16}"x31^{1/2}"x^{15/16}")
Pcs. Box 2 - Ml. x Box 1,60

- | | |
|--|--|
| ROUGH GRAIN | |
| E0XA / EGHL SAND NAT. RETT. ●136 | |
| E0XC / EGHM GREY NAT. RETT. ●136 | |
| E0XD / EGHN DARK NAT. RETT. ●136 | |



GRADINO - STAIR TREAD

33x80 (12^{15/16}"x31^{1/2}")
Pcs. Box 2 - Ml. x Box 1,60

- | | |
|----------------------------------|--|
| ROUGH GRAIN | |
| E0WL SAND NAT. RETT. ●114 | |
| E0WM GREY NAT. RETT. ●114 | |
| E0WN DARK NAT. RETT. ●114 | |

ALZATA - RISER

16,5x80 (6^{1/2}"x31^{1/2}")
Pcs. Box 4 - Ml. x Box 3,20

- | | |
|---------------------------------|--|
| ROUGH GRAIN | |
| E0WQ SAND NAT. RETT. ●46 | |
| E0WR GREY NAT. RETT. ●46 | |
| E0WS DARK NAT. RETT. ●46 | |



Grey Fine Grain Nat. Rett. 60x120 [23^{5/8} x47^{1/4}]
Grey Fine Grain Nat. Rett. 120x240 [47^{1/2} x94^{1/2}]
Grey Rough Grain Tecnica Rett. 60x120 [23^{5/8} x47^{1/4}]
STONETALK Grey Martellata 60x120 [23^{5/8} x47^{1/4}]
STONETALK Grey Rullata 60x120 [23^{5/8} x47^{1/4}]

GRAINSTONE

Dry - Pressed Ceramic Tiles ISO 13006 Annex G - UNI EN 14411 Annex G - Bla UGL



CARATTERISTICHE TECNICHE Technical Features - Características Técnicas - Technische Eigenschaften Technische Eigenschaften - Características Técnicas - Технические Характеристики		NORMA Standard - Norme Norm - Norma - Норма	VALORI Value - Valeur Vorgabe - Valor - Средние		
PLANARITÀ Flatness Planéité Ebenflächigkeit Planaridad Плоскостность	UNI EN ISO 10545/2	± 0,26% / ± 1,5 mm			
	ASTM C485 CALIBRATED ± 0,75% (MAX ± 0,09 in)	-			
ASSORBIMENTO D'ACQUA (VALORE MEDIO IN %) Water absorption (Average value expressed in %) - Absorption d'eau (Valeur moyenne en %) Wasseraufnahme (Durchschnittswert in %) - Absorción de agua (Valor medio en %) Поглощение воды	UNI EN ISO 10545/3 ≤ 0,5 %	CONFORME			
	ASTM C373	COMPLIANT			
RESISTENZA ALLA FLESSIONE Modulus of rupture - Resistance a la flexion - Biegefestigkeit Resistencia a la flexion - Прочность на изгиб	SPESORE	6,5 mm	10 mm	20MM	
	UNI EN ISO 10545/4	≥ 35 N/mm ²	≥ 50 N/mm ²	≥ 50 N/mm ²	
FORZA DI ROTTURA Breaking strength - Résistance à la rupture - Bruchlast - Resistencia a la rotura - Разрывное усилие	UNI EN ISO 10545/4	≥ 700 N	≥ 2000 N	≥ 4000 N	
	ASTM C648	250 Lbs	250 Lbs	700 Lbs	
RESISTENZA AL GELO Frost resistance - Résistance au gel - Frostbeständigkeit Resistencia a las heladas - Морозостойкость	UNI EN ISO 10545/12	CONFORME			
	ASTM C1026	UNAFFECTED			
RESISTENZA CHIMICA AD ALTE E BASSE CONCENTRAZIONI DI ACIDI E BASI Chemical resistance to high and low acid and basic concentrations Résistance chimique aux hautes et basses concentrations d'acides et de bases Chemikalienfestigkeit bei hohen und niedrigen Konzentrationen von Säuren und Basen Resistencia química con concentraciones altas y bajas de ácidos y bases Химическая стойкость к высоким и низким концентрациям кислот и щелочей	UNI EN ISO 10545/13	UA - ULA - UHA			
	ASTM C-650	UNAFFECTED			
RESISTENZA ALLE MACCHIE Stain resistance - Résistance aux taches - Fleckenbeständigkeit Resistencia a las manchas - Стойкость к образованию пятен	UNI EN ISO 10545/14	5			
	CTI 81-7D	NO EVIDENT VARIATION			
COEFFICIENTE DI ATTRITO Slip resistance Coefficient de glissement Rutschfestigkeit Barfußbereich Coeficiente de atrito medio Коэффициент трения	DIN 51130	NAT. R10	LAPP. -	TECNICA/ 20MM R11	
	DIN 51097	B (A+B)	-	C (A+B+C)	
	ANSI A 137.1- 2012 DCOF (Section 9.6)	WET ≥ 0,42	-	WET ≥ 0,42	
	B.C.R.A.	≥ 0,40	-	≥ 0,40	
	AS 4586: 2013 Slip resistance classification of new pedestrian surface materials	P2	-	P4	
	BS 7976-2: 2002 Pendulum testers	25-35 Moderate Slip Potential	-	> 36 Low Slip Potential	
ENV 12633-2006 Method of determination of unpolished and polished slip/ skid resistance value	1	-	3		

Per maggiori chiarimenti sui dati tecnici e sulla garanzia consultare il catalogo generale in vigore. - For further information on technical specifications, please consult our up-dated general catalogue. - Pour toutes informations supplémentaires sur les données techniques et sur les garanties, veuillez consulter le catalogue general en vigueur. - Für weitere Informationen über technische Daten und Garantie beziehen sie sich bitte auf den aktuellen Gesamtkatalog. - Para ultteriores informaciones sobre los datos técnicos y la garantía, vease el catalogo general en vigor. - Более подробную информацию о технических данных и гарантии смотрите в действующем сводном катал.



Formato Size Format Format Tamaño Формат cm	Spessore Thickness Epaisseur Stärke Espesor Толщина mm	Pz. x Mq. Pieces x Sqm Pcs - M ² Stk. x Qm Pzs x Mc. Шт x Кв.М.	Pz. x Scat. Pieces x Box Pcs - Bte Stk. x Krt. Pzs x Caja Шт x Кор.	Mq. x Scat. Sqm x Box M ² - Bte Qm x Krt. Mc. x Caja Кв.М. x Кор.	Peso x Scat. Weight x Box Poids - Bte Gewicht x Krt. Peso x Caja Вес x Кор. Kg	Scat. x Pal. Boxes x Pal. Bte - Pal. Krt. x Pal. Cajas x Pal. Кор. x Подд.	Mq. x Pal. Sqm x Pal. M ² - Pal. Qm x Pal. Mc. x Pal. Кв.М x Подд.	Peso x Pal. Weight x Pal. Poids - Pal. Gewicht x Pal. Peso x Pal. Вес x Подд. Kg
120x240 Naturale	6,5	0,35	1	2,880	46,08			vedi sotto - see below
120x120 Naturale	6,5	0,69	1	1,440	22,95			
60x120 Nat. - Lapp. - Tecn.	10	1,39	2	1,440	34,18	36	51,84	1230
80x80 Naturale 20MM	20	1,56	1	0,640	30,49	45	28,80	1372
60x60 Naturale	10	2,78	3	1,080	25,39	40	43,20	1015
30x60 Nat. - Lapp. - Tecn.	10	5,56	6	1,080	25,27	40	43,20	1011
90x90 Nat. - Lapp.	10	1,23	2	1,620	38,00	24	38,88	912
45x90 Naturale	10	2,47	3	1,215	28,54	32	38,88	913
30x30 Mosaico 3x3 Nat. - Lapp.	10	11,11	5	0,450	11,22	60	27,00	673
30x30 Mosaico Big Mix	10	11,11	5	0,450	10,64	60	27,00	638
30x60 Listelli Sfalsati	10	5,56	4	0,720	18,25	30	21,60	548
120x240 Decoro Cage	6,5	0,35	1	2,880	46,08	20	57,60	1020,6
60x120 Decoro Cage	10	1,39	2	1,440	33,56	36	51,84	1208

Articolo Item Reference Artikel Articulo Артикул	Dimensione (cm) Size (cm) Format (cm) Format (cm) Tamaño (cm) Формат (cm)	Nr. Lastre No. of Slabs Nbre Dalles Anz. Platten N° de Placas Кол. Плит	Mq. x Imballo sqm per Pack m ² / Emballage qm pro Verpackung m ² por embalaje Кв.м. x упаковку	Peso Imballo (Kg) Weight of Packaging (kg) Poids Emballage (kg) Gewicht Verpackung (kg) Peso embalaje (kg) Вес упаковки (кг)	Peso Imballo+Lastre (Kg) Weight of Packaging + Slabs (kg) Poids Emballage+Dalles (kg) Gewicht Verpackung+Platten (kg) Peso embalaje + placas (kg) Вес упаковки + плит (кг)
120x120 Cassa - Crate - Caisse Kiste - Caja - Ящик	139x139x41h	24	34,56	62,5	616,3
120x240 Cassa - Crate - Caisse Kiste - Caja - Ящик	136x266x41h	20	57,60	99	1020,6
120x240 Cavalletto A-Frame - Chevalet de transport - Transportgestell Caballette - Подставка	75x250x160h	40	115,20	163	2006,2



FRENCH / DEUTSCHE / ESPANOL / RUSSIAN

P.1

Une collection inspirée de la **puissance** du granit. **Simplicité** et **diversification** pour le design contemporain.

P.2

Une extraordinaire variété de finitions, formats et couleurs pour trouver toujours le design parfait pour toutes les applications, en intérieur et en extérieur.

P.30

20MM

EXTÉRIEURS DE GRANDE VALEUR ESTHÉTIQUE

Grainstone 20mm offre la possibilité de réaliser des espaces extérieurs d'une grande valeur esthétique, sans toutefois renoncer aux prestations techniques. Les caractéristiques spécifiques de Grainstone 20mm permettent d'intégrer parfaitement le matériau à l'environnement ambiant, offrant la possibilité de créer simplement et efficacement des parcours faciles à nettoyer. L'épaisseur de Grainstone 20mm garantit une résistance élevée aux charges et aux sollicitations, la rendant idéale pour l'intérieur et l'extérieur des espaces publics. Grainstone 20mm est facile à poser sur l'herbe, le sable et le gravier. Une fois collé sur chape, le produit permet de réaliser des sols carrossables pour des espaces industriels et commerciaux. Idéal pour rampes d'accès et garages. Grainstone 20mm est idéale pour la création de planchers surélevés.

P.1

Eine Kollektion mit der **kraftvollen Ausstrahlung** von Granit. **Strenge** und **vielseitige** Optik im Einklang mit modernen Designwelten.

P.2

Ein breit gefächertes Angebot an Oberflächen, Formaten und Farben ermöglicht stets die passende Lösung für alle Innen- und Außenbereiche.

P.30

20MM

AUSSENBEREICHE MIT WERTIGER AUSSTRAHLUNG

Grainstone 20mm bietet eine wertige Optik und ausgezeichnete Leistungsmerkmale und ist die ideale Lösung für die Gestaltung von Außenbereichen. Die spezifischen Eigenschaften von Grainstone 20mm gestatten eine perfekte Einbindung des Materials in den räumlichen Kontext und die einfache Gestaltung von Geh- und Fahrwegen im Außenbereich. Die hohe Fliesenstärke von Grainstone 20mm gewährleistet eine ausgezeichnete Robustheit. Damit erweist sich die Kollektion als ideal für öffentliche Innenund Außenbereiche. Grainstone 20mm lässt sich problemlos auf Gras, Sand und Kies verlegen. Für befahrbare industrielle und gewerbliche Bodenbeläge empfiehlt sich die Verbundverlegung auf Estrich. Ideal für Zufahrten und Garagen. Grainstone 20mm ist die perfekte Lösung für Doppelböden.

P.1

Una colección inspirada en la **potencia** del granito. **Rigor** y **versatilidad** en el diseño contemporáneo.

P.2

Una rica gama de acabados, formatos y colores para encontrar siempre la solución proyectiva más adecuada en toda suerte de ámbitos, interiores y exteriores.

P.30

20MM

EXTERIORES DE GRAN VALOR ESTÉTICO

Grainstone 20mm ofrece la posibilidad de revestir espacios exteriores de modo estéticamente muy agradable sin por ello tener que renunciar a unas magníficas prestaciones técnicas. Las características específicas de Grainstone 20mm permiten integrar perfectamente el material en el entorno, brindando la posibilidad de crear de manera sencilla y eficaz caminitos y carriles al aire libre. El elevado grosor de Grainstone 20mm garantiza una considerable resistencia, hecho por el que este tipo de material resulta de lo más idóneo para ámbitos públicos, tanto interiores como exteriores. Grainstone 20mm se puede colocar fácilmente sobre superficies tan diversas como la hierba, la arena y la grava. Colocado con cola sobre la capa de relleno, permite realizar pavimentaciones transitables industriales y comerciales. Ideal para rampas de acceso y garajes. Grainstone 20mm es un material de lo más dóneo para la creación.

P.1

Эта коллекция черпает вдохновение в **могуществе** гранита. **Строгость** и **универсальность** на службе современного дизайна.

P.2

Богатый ассортимент отделок, форматов и цветов всегда позволяет найти наиболее удачное дизайнерское решение для оформления любых интерьеров и наружных пространств.

P.30

20MM

НАРУЖНОЕ ОФОРМЛЕНИЕ С ВЫСОКОЙ ЭСТЕТИЧЕСКОЙ ЦЕННОСТЬЮ

С помощью представленной в коллекции Grainstone 20mm можно обустроить открытые площадки, придавая им высокую эстетическую ценность и не поступаясь какими-либо техническими характеристиками. Благодаря особым свойствам представленная в коллекции Grainstone 20mm гармонирует с окружающей средой. С ее помощью можно легко проложить надежные дорожки и переходы вне помещений. Представленная в коллекции Grainstone 20mm отличается высокой прочностью, а потому идеально подходит для обустройства помещений общественных зданий и прилегающих территорий. Представленная в коллекции Grainstone 20mm легко укладывается на траву, песок и щебень. Укладка на клей поверх стяжки позволяет обустроить территорию для проезда на промышленных и коммерческих предприятиях. Идеально подходит для наклонных въездов и гаражей. Представленная в коллекции Grainstone 20mm идеально подходит для монтажа фальшполов.



Ergon is a brand of Emilceramica S.r.l. a socio unico	Sede Commerciale/Amministrativa
emilgroup.it/ergon emilgroup.it	Via Ghiarola Nuova, 29 - 41042 Fiorano Modenese (Mo) - Italy T +39 0536 835111 - info@emilceramicagroup.it F (Italy) +39 0536 835958 - (Export) +39 0536 835490