

LEA

CERAMICHE



 SLIMTECH

**UN PICCOLO
SPESSORE
PER AMPLIARE
I VOSTRI
ORIZZONTI**

**A SMALL
THICKNESS TO
BROADEN YOUR
HORIZONS**



Grande e potente come la pietra.

Slimtech è la nuova, grande superficie realizzata da Lea Ceramiche.

Una lastra sottilissima di soli 3 mm con dimensioni record, fino a 300x100 cm.

Resistente, grande, planare, sottile e leggera, facile, affidabile, garantita, ecologica.

As large and strong as stone.

Slimtech is the new, large surface created by Lea Ceramiche.

A very thin slab, only 3 mm thick, with a record size, up to 300x100 cm.

Resistant, large, flat, thin and light, easy, reliable, guaranteed, ecological.

* Tre tipologie di bellezza.


Slimtech è disponibile
in tre versioni.

- * **Slimtech 3mm,**
solo per rivestimenti.
- * **Slimtech Plus 3,5mm,**
rinforzata con stuoia in fibra di vetro.
- * **Slimtech Twin 7mm,**
a doppio strato con stuoia,
ad alta resistenza.

Three types of beauty.

Slimtech is available
in three versions.

- * **Slimtech thickness 3mm,**
only for wall covering.
- * **Slimtech Plus thickness 3,5mm,**
reinforced with a sheet of fiberglass.
- * **Slimtech Twin thickness 7mm,**
with a double layer divided by a sheet of fiberglass,
with very high resistance.




Frutto di una tecnologia all'avanguardia, **Slimtech** viene prodotta in lastre di 300x100 cm spessore 3 mm, con un impasto di gres porcellanato composto da argille e materie prime pregiate. È pressata con una forza di 15.000 tonnellate. La cottura avviene in forni innovativi ed ecologici, frutto della ricerca e know-how Panariagroup.

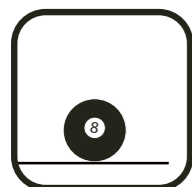
Slimtech is the result of the latest technology. It is produced in the 300x100 cm size with a thickness of 3 mm, using a porcelain stoneware mixture composed of top quality clay and raw materials. It is pressed using a force of 15.000 tons. Firing takes place in innovative and environmental-friendly kilns, fruit of Panariagroup's research activities and know-how.



Resistente alle macchie e agenti chimici
Resistant to stains and chemical agents



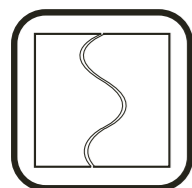
Dimensioni record, fino a 300x100 cm
Record dimensions, up to 300x100 cm



Planare
Planar




Una lastra sottile di soli 3 mm
A slab only 3 mm thick



Facile da tagliare
Easy to cut



Affidabile
Reliable



Nuova tecnologia, attenta all'ecologia
New technology, eco-friendly



Slimtech plus e twin resistono ad alto traffico
Slimtech plus and twin are resistant to high traffic



Per rinnovare rivestimenti e pavimenti
To easily renovate floors and walls



Più mq per ogni carico
More sqm per shipment

- **GRES LAMINATO UGL**
Laminated porcelain UGL
Grès laminé UGL
Laminiertes Feinsteinzeug UGL
Gres laminado UGL

- **FORMATI / SIZES**
GOUACHE.10 - BASALTINA STONE PROJECT - SHADE - ARENARIA - RE-evolution
3000x1000mm / 118.1x39.4"
1000x1000mm 1000x500mm 500x500mm / 39.4x39.4" - 39.4x19.7" - 19.7x19.7"
1000x49mm / 39.4x1.9"
WAVES - LINES
3000x1000mm / 118.1x39.4"
MAUK
spina 135x258x87mm / 5.3x10.1x3.4"
esa 383mm / 15"
cuadra 576mm / 22.6"

- **STONALIZZAZIONE**
Shading
Denuançage
Spielfarbig
Grado de tonalización



WAVES / LINES / SHADE V1
GOUACHE.10 / ARENARIA / RE-evolution V2
BASALTINA / MAUK V3

- **SPESSORE**
Thickness
Epaisseur
Stärke
Espesor
WAVES / LINES 3,5 mm slimtech plus
GOUACHE.10 3 mm slimtech / 3,5 mm slimtech plus / 7 mm slimtech twin
BASALTINA 3 mm slimtech / 3,5 mm slimtech plus / 7 mm slimtech twin
MAUK 3 mm slimtech / 3,5 mm slimtech plus
SHADE 3 mm slimtech / 3,5 mm slimtech plus / 7 mm slimtech twin
ARENARIA 3 mm slimtech / 3,5 mm slimtech plus / 7 mm slimtech twin
RE-evolution 3 mm slimtech / 3,5 mm slimtech plus / 7 mm slimtech twin

- **FUGA MINIMA CONSIGLIATA PER POSA IN INTERNO**
Minimum suggested joint for indoor installation
Joint minimum conseillé pour pose en interieure
Empfohlene Fugenbreite fuer Innenbereich
Junta mínima aconsejada para colocación en interior

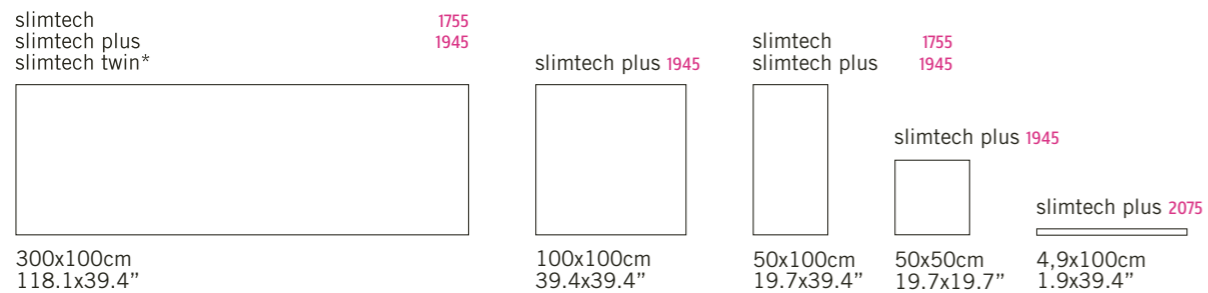
1 mm slimtech - slimtech plus: Parete / Wall / Mur / Wand / Revestimiento
2 mm slimtech plus - slimtech twin: Pavimento / Floor / Sol / Boden / Pavimento

RE-evolution



• FORMATI / SIZES

3000x1000mm slimtech - slimtech plus - slimtech twin*
 1000x500mm slimtech - slimtech plus
 1000x1000mm 500x500mm 1000x49mm slimtech plus

*su richiesta / upon request / sur demande / auf Anfrage / bajo pedido



• COLORI / COLORS







IN ACTION FITNESS CENTER

WAVES


design Patrick Norguet

• **FORMATO / SIZE**

3000x1000mm slimtech plus 1890



100x300cm
39.4x118.1"



WAVE BLUE A 100x300cm / 39.4x118.1"



WAVE GREEN A 100x300cm / 39.4x118.1"



WAVE GREY A 100x300cm / 39.4x118.1"



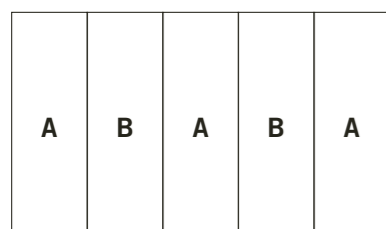
WAVE BLUE B 100x300cm / 39.4x118.1"



WAVE GREEN B 100x300cm / 39.4x118.1"



WAVE GREY B 100x300cm / 39.4x118.1"



LINES

design Patrick Norguet

- **FORMATO / SIZE**

3000x1000mm slimtech plus 1890



100x300cm
39.4x118.1"



LINE BLUE 100x300cm / 39.4x118.1"



LINE YELLOW 100x300cm / 39.4x118.1"



LINE GREY 100x300cm / 39.4x118.1"



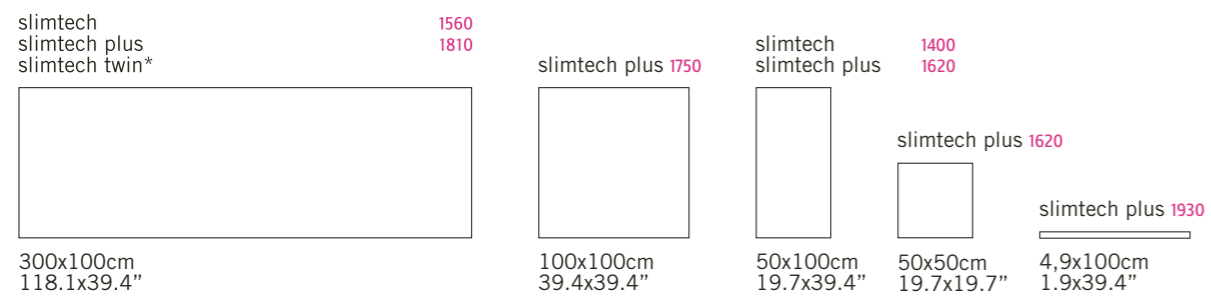
GOUACHE.10

design Diego Grandi

• FORMATI / SIZES

3000x1000mm slimtech - slimtech plus - slimtech twin*
1000x500mm slimtech - slimtech plus
1000x1000mm 500x500mm 1000x49mm slimtech plus

*su richiesta / upon request / sur demande / auf Anfrage / bajo pedido



• COLORI / COLORS



GOUACHE.10

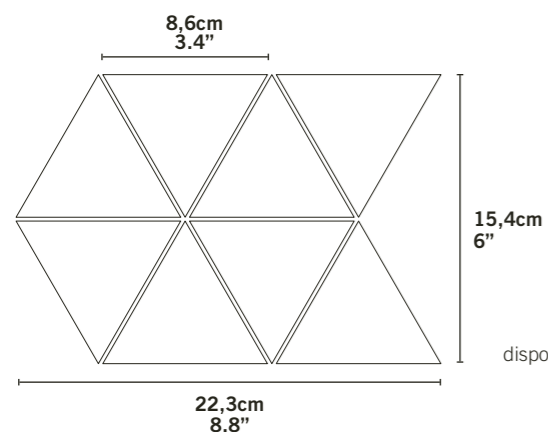
design Diego Grandi

• COLORI / COLORS



black stone light rock soft sand white cloud crystal water cool rain deep sea

• DECORO LIBECCIO



disponibile in tutti i colori / available in all colors [0330](#)

libeccio 01WARM



libeccio 01COLD



libeccio 02



libeccio 03







BASALTINA STONE PROJECT

• FORMATI / SIZES

3000x1000mm slimtech - slimtech plus - slimtech twin*
 1000x1000mm 500x500mm slimtech plus
 1000x500mm 1000x49mm slimtech - slimtech plus


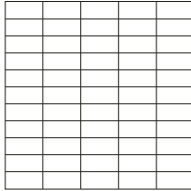
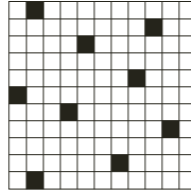
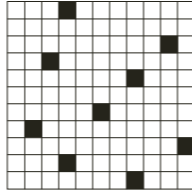
*su richiesta / upon request / sur demande / auf Anfrage / bajo pedido

slimtech slimtech plus slimtech twin*	1560 1810	slimtech plus 1750	slimtech 1400 slimtech plus 1620	slimtech plus 1620	slimtech 1750 slimtech plus 1930
					
300x100cm 118.1x39.4"		100x100cm 39.4x39.4"	50x100cm 19.7x39.4"	50x50cm 19.7x19.7"	4,9x100cm 1.9x39.4"

• COLORI / COLORS


			
sabbia	naturale	stuccata	lappata

• MOSAICI


				
*MOSAICO QUADRO 25x25cm 9.8x9.8" 0330	*MOSAICO MATTONE 25x25cm 9.8x9.8" 0240	*MOSAICO INOX 25x25cm 9.8x9.8" 0750	MOSAICO SATIN 25x25cm 9.8x9.8" sabbia / naturale 0750	MOSAICO PEARL 25x25cm 9.8x9.8" stuccata / lappata 0750


*MOSAICO LISTELLO 50x25cm 19.7x9.8" 0390


*MOSAICO STRISCIA 50x25cm 19.7x9.8" 0470


MOSAICO GLITTER chiaro (sabbia) / scuro (stuccata) 100x50cm 39.4x19.7" 2090
MOSAICO METAL chiaro (naturale) / scuro (lappata) 100x50cm 39.4x19.7" 2110

*Disponibili su tutti i colori della serie.
 Available in all the color tones of the series.
 Disponible dans toutes les couleurs de la série.
 Lieferbar in allen Farben der serie.
 Disponibles en todos los colores de la serie.



MAUK

design Diego Grandi

MAUK SPINA

• FORMATI / SIZES

135mm base minore - 5.3"
258mm base maggiore - 10.1"
87mm lati - 3.4" 0030



• COLORI / COLORS



bsp slimtech sabbata

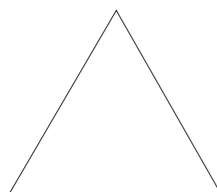


bsp slimtech lappata

MAUK ESA

• FORMATI / SIZES

383mm lati - 15" 0240



• COLORI / COLORS



bsp slimtech plus naturale

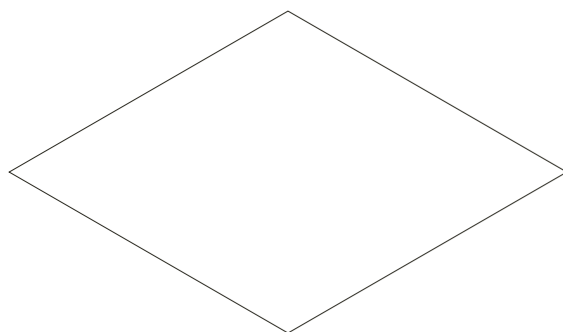


bsp slimtech plus lappata

MAUK CUADRA

• FORMATI / SIZES

576mm lati - 22.6" 0810



• COLORI / COLORS



bsp slimtech plus sabbata



bsp slimtech plus naturale



bsp slimtech plus lappata









SHADE

• FORMATI / SIZES

3000x1000mm slimtech - slimtech plus - slimtech twin*
1000x500mm slimtech - slimtech plus
1000x1000mm 500x500mm 1000x49mm slimtech plus

*su richiesta / upon request / sur demande / auf Anfrage / bajo pedido


slimtech slimtech plus slimtech twin*	1560 1810	slimtech plus 1750	slimtech slimtech plus	1400 1620	slimtech plus 1620	slimtech plus 1930
						
300x100cm 118.1x39.4"		100x100cm 39.4x39.4"	50x100cm 19.7x39.4"	50x50cm 19.7x19.7"	4,9x100cm 1.9x39.4"	

• COLORI / COLORS



milk

black coffee



SHADE

- COLORI / COLORS



milk



black coffee

- DECORO STREETS design Diego Grandi

kyoto



50x100cm 19.7x39.4"


0575

melbourne



50x100cm 19.7x39.4"

0575








ARENARIA

• FORMATI / SIZES

3000x1000mm slimtech - slimtech plus - slimtech twin*
 1000x1000mm 500x500mm slimtech plus
 1000x500mm 1000x49mm slimtech - slimtech plus

*su richiesta / upon request / sur demande / auf Anfrage / bajo pedido

slimtech slimtech plus slimtech twin*	1560 1810	slimtech plus 1750	slimtech 1400 slimtech plus 1620	slimtech plus 1620	slimtech 1750 slimtech plus 1930
					
300x100cm 118.1x39.4"	100x100cm 39.4x39.4"	50x100cm 19.7x39.4"	50x50cm 19.7x19.7"	4,9x100cm 1.9x39.4"	

• COLORI / COLORS



avorio sabbia caramel brown



ARENARIA

• COLORI / COLORS



avorio

sabbia

caramel

brown


• DECORO BAMBOO



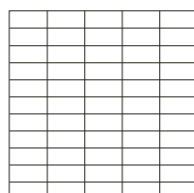
50x100cm 19.7x39.4"

1850

• MOSAICI




*MOSAICO QUADRO
25x25cm 9.8x9.8" 0330



*MOSAICO MATTONE
25x25cm 9.8x9.8" 0240



*MOSAICO STRISCIA
50x25cm 19.7x9.8" 0470



*MOSAICO LISTELLO
50x25cm 19.7x9.8" 0390

*Disponibili su tutti i colori della serie.
Available in all the color tones of the series.
Disponible dans toutes les couleurs de la série.
Lieferbar in allen Farben der serie.
Disponibles en todos los colores de la serie.



SLIMTECH
solo per rivestimenti
wall applications only

3mm / 0.12"
spessore
thickness



SLIMTECH PLUS
rinforzata con stuoia in fibra di vetro
reinforced with a sheet of fiberglass

3,5mm / 0.14"
spessore
thickness



SLIMTECH TWIN
a doppio strato con stuoia, alta resistenza
with a double layer divided by a sheet of fiberglass, high resistance

7mm / 0.3"
spessore
thickness



Slimtech
Lastre in Gres Porcellanato di grandi dimensioni e spessore 3 mm.

DOVE SI POSA
Per rivestire superfici a parete in abitazioni, edifici o locali pubblici, sia in interno che in esterno.
SOTTOFONDO
Deve essere pulito, asciutto e stabile. Verificare la planarità delle superfici e livellare se necessario.

POSA
Stendere la colla a letto pieno sul fondo con una spatola da 4 mm. Battere bene la superficie della lastra con una spatola di gomma per farla aderire completamente. Per posa su pareti esterne eseguire sempre la doppia spalmatura.

Slimtech
Porcelain stoneware slabs that are extra large and have a thickness of 3 mm.

WHERE CAN IT BE INSTALLED?
Suitable for wall covering in residential, public buildings, exterior and interior environments.
SUBSTRATE
It must be clean, dry and stable. Check the flatness of the surface and level off if necessary.

INSTALLATION
Spread the adhesive full-bed on the substrate using a trowel with 4 mm teeth. Tap the slab surface with a rubber trowel to enable correct adhesion. For installation on exterior walls, always adopt the 'double-spread' technique.

Slimtech Plus
Lastre in Gres Porcellanato di grandi dimensioni e spessore 3,5 mm, rinforzate sul retro con apposita rete in fibra di vetro.

DOVE SI POSA
Per rivestire superfici di vecchi pavimenti e massetti nuovi in ambienti domestici o anche ad alto traffico pedonale ma non sottoposti a carichi pesanti.
SOTTOFONDO
Deve essere pulito, asciutto e stabile. Verificare la planarità delle superfici e livellare se necessario.

POSA CON DOPPIA SPALMATURA
Stendere la colla a letto pieno sul vecchio pavimento o su massetto nuovo con spatole a denti inclinati da 6 mm e sul retro della lastra con spatole a denti piatti da 3 mm. Battere bene la superficie della lastra con una spatola di gomma per farla aderire completamente.

Slimtech Plus
Porcelain stoneware slabs with a large size and a thickness of 3,5 mm, reinforced on the rear by means of fiberglass mesh.

WHERE CAN IT BE INSTALLED?
For covering old floors and new slabs in residential environments or areas subject to intense pedestrian traffic but not heavy concentrated loads.
SUBSTRATE
It must be clean, dry and stable. Check the flatness of the surface and level off if necessary.

DOUBLE-SPREADING TECHNIQUE
Spread the adhesive full-bed on the old floor or new slab using a trowel with 6 mm tilted teeth. Spread adhesive also on the rear side of the slab using a trowel with 3 mm flat teeth. Tap the slab surface with a rubber trowel to enable correct adhesion.

Slimtech Twin
Lastre "bi-strato" in Gres Porcellanato di grandi dimensioni e spessore 7 mm costituite da due lastre di Slimtech accoppiate e rinforzate all'interno con rete in fibra di vetro.




















DOVE SI POSA
Per la posa a pavimento su tutti i sottofondi. Ideale per ambienti sottoposti a carichi di una certa entità.
SOTTOFONDO
Deve essere pulito, asciutto e stabile. Verificare la planarità delle superfici e livellare se necessario.

POSA
Stendere la colla a letto pieno con una spatola a denti inclinati da 6 mm. Battere bene la superficie con una spatola di gomma per farla aderire completamente. Non è necessaria la doppia spalmatura.



Slimtech Twin
These are "double-layer" porcelain stoneware slabs of a large size and with a thickness of 7 mm, composed of two Slimtech slabs that have been reinforced in between with fiberglass mesh.

WHERE CAN IT BE INSTALLED?
For floors and all substrates. Ideal for areas subject to heavy loads.
SUBSTRATE
It must be clean, dry and stable. Check the flatness of the surface and level off if necessary.
INSTALLATION
Spread the adhesive full-bed using a trowel with 6 mm tilted teeth. Tap with care using a rubber trowel to ensure perfect adhesion. The double-spreading technique is not necessary.

SLIMTECH

	CARATTERISTICHE TECNICHE TECHNICAL CHARACTERISTICS CARACTÉRISTIQUES TECHNIQUES TECHNISCHE EIGENSCHAFTEN CARACTERÍSTICAS TÉCNICAS	metodo di prova iso test method iso méthode d'essai iso prüfmethode iso método de prueba iso	requisiti prescritti required values / valeurs requises vorgeschriebener wert requisitos prescritos iso 13006 - G / en 14411 - G bla ugl
	assorbimento d'acqua water absorption absorption d'eau wasserabsorption absorción de agua	iso 10545-3	≤ 0,5%
	resistenza al gelo frost resistance résistance au gel frostbeständigkeit resistencia al hielo	iso 10545-12	nessuna alterazione no alterations
	resistenza alla flessione bending strength résistance à la flexion beigefestigkeit resistencias a la flexión	iso 10545-4	≥ 35 N/mm ²
	sforzo di rottura (S) breaking strength (S) chargement de rupture (S) bruchlast (S) esfuerzo de rotura (s)	iso 10545-4	≥ 700 N
	resistenza all'abrasione profonda resistance to deep abrasion résistance à l'abrasion profonde widerstand gegen tiefenabrier resistencia a la abrasión profunda	iso 10545-6	≤ 175 mm ³
	resistenza a compressione resistance to compression résistance à la compression druckfestigkeit resistencia a compresión	-	-
	resistenza agli sbalzi termici thermal shock resistance résistance aux chocs thermiques temperaturwechselbeständigkeit resistencia a los cambios térmico	iso 10545-9	resistente resistant résistant beständig resistente
	resistenza attacco chimico chemical resistance résistance chimique chemischee beständigkeit resistencia unión química	iso 10545-13	come indicato dal produttore as indicated by manufacturer
	resistenza alle macchie stain resistance résistance aux taches fleckenbeständigkeit resistencia a las manchas	iso 10545-14	≥ classe 3
	resistenza allo scivolamento slip resistance résistance au glissement rutschfestigkeit resistencia al deslizamiento	din 51130	r9 6° ≤ α ≤ 10°
	coefficiente di attrito dinamico dynamic friction coefficient coefficient de friction dynamique dynamischer reibungskoeffizient coefficiente de fricción dinámica	b.c.r.	>0,40 L. 13/89 - DM. 236/89 D. Lgs 503/96
	coefficient of friction (c.o.f.)	astm c1028	COF < 0.50 questionable 0.50 ≤ COF < 0.50 conditionally slip resistant COF ≥ 0.60 slip resistant
IMPIEGHI USES EMPLOI ANWENDUNGSBEREICHE EMPLEOS			
	alberghi hotels hotels hoteles		locali pubblici public spaces lieux publics öffentliche bereiche locales públicos
	abitazioni housing maisons wohnbereiche viviendas		centri commerciali malls centre commerciaux einkaufszentren centros comerciales
	bar - ristoranti bar - restaurants bar - restaurants cafés - restaurants, gasthäuser bar - restaurantes		negozi shops magasins geschäfte tiendas
			stazioni train stations gares bahnhöfe estaciones

SLIMTECH

	slimtech	slimtech plus	slimtech twin	
	CARATTERISTICHE TECNICHE TECHNICAL CHARACTERISTICS CARACTÉRISTIQUES TECHNIQUES TECHNISCHE EIGENSCHAFTEN CARACTERÍSTICAS TÉCNICAS	spessore 3 mm thickness épaisseur stärke espesor	spessore 3,5 mm thickness épaisseur stärke espesor	spessore 7 mm thickness épaisseur stärke espesor
	assorbimento d'acqua water absorption absorption d'eau wasserabsorption absorción de agua	≤0,1%	≤0,1%*	≤0,1%*
	resistenza al gelo frost resistance résistance au gel frostbeständigkeit resistencia al hielo	resistente resistant résistant beständig resistente	resistente resistant résistant beständig resistente	resistente resistant résistant beständig resistente
	resistenza alla flessione bending strength résistance à la flexion beigefestigkeit resistencias a la flexión	≥ 35 N/mm ²	≥ 120 N/mm ^{2**}	≥ 55 N/mm ^{2**}
	sforzo di rottura (S) breaking strength (S) chargement de rupture (S) bruchlast (S) esfuerzo de rotura (s)	non richiesto materiale da rivestimento not required wall tiles	≥ 1000 N**	≥ 1800 N**
	resistenza all'abrasione profonda resistance to deep abrasion résistance à l'abrasion profonde widerstand gegen tiefenabrier resistencia a la abrasión profunda	conforme compliant conforme gemäß igual	conforme compliant conforme gemäß igual	conforme compliant conforme gemäß igual
	resistenza a compressione resistance to compression résistance à la compression druckfestigkeit resistencia a compresión	non richiesto materiale da rivestimento not required wall tiles	≥ 4000 Kg/cm ² ≥ 400 N/mm ²	≥ 4000 Kg/cm ² ≥ 400 N/mm ²
	resistenza agli sbalzi termici thermal shock resistance résistance aux chocs thermiques temperaturwechselbeständigkeit resistencia a los cambios térmico	resistente resistant résistant beständig resistente	resistente resistant résistant beständig resistente	resistente resistant résistant beständig resistente
	resistenza attacco chimico chemical resistance résistance chimique chemischee beständigkeit resistencia unión química	uha, ula resistente resistant résistant beständig resistente	uha, ula resistente resistant résistant beständig resistente	uha, ula resistente resistant résistant beständig resistente
	resistenza alle macchie stain resistance résistance aux taches fleckenbeständigkeit resistencia a las manchas	5 resistente resistant résistant beständig resistente	5 resistente resistant résistant beständig resistente	5 resistente resistant résistant beständig resistente
	resistenza allo scivolamento slip resistance résistance au glissement rutschfestigkeit resistencia al deslizamiento	non richiesto materiale da rivestimento not required wall tiles	r9 escluso RE-evolution except RE-evolution	r9 escluso RE-evolution except RE-evolution
	coefficiente di attrito dinamico dynamic friction coefficient coefficient de friction dynamique dynamischer reibungskoeffizient coefficiente de fricción dinámica	non richiesto materiale da rivestimento not required wall tiles	>0,40 cuoio - asciutto / gomma - bagnato leather - dry / rubber - wet escluso RE-evolution except RE-evolution	>0,40 cuoio - asciutto / gomma - bagnato leather - dry / rubber - wet escluso RE-evolution except RE-evolution
	coefficient of friction (c.o.f.)	not required wall tiles	dry - neolite ≥ 0.60 wet - neolite ≥ 0.60 except RE-evolution	dry - neolite ≥ 0.60 wet - neolite ≥ 0.60 except RE-evolution

*VALORE RIFERITO AL MATERIALE CERAMICO
VALUE REFERRED TO CERAMIC MATERIAL ONLY

**VALORE RIFERITO AL PEZZO COMPLETO (LASTRA E RINFORZO)
VALUE REFERRED TO THE ALL-IN-ONE PIECE (SLAB AND FIBERGLASS)

RE-evolution

articolo	scatola			europallet				
	pz.	mq	kg	scat.	mq	kg		
fondo	300x100	118.1x39.4	1	3	22,2	13 pz/pl	39,0	288,6
fondo plus	300x100	118.1x39.4	1	3	25,35	12 pz/pl	36,0	304,2
fondo plus	100x100	39.4x39.4	3	3	24,10	25	75,0	602,5
fondo	100x50	39.4x19.7	5	2,5	17,8	32	80,0	569,6
fondo plus	100x50	39.4x19.7	5	2,5	20,0	32	80,0	640,0
fondo plus	50x50	19.7x19.7	7	1,75	14,0	48	84,0	672,0
fondo plus	4,9x100	1.9x39.4	10	0,49	4,2	39	19,11	163,8

LINES

articolo	scatola			europallet				
	pz.	mq	kg	scat.	mq	kg		
fondo plus	300x100	118.1x39.4	1	3,0	25,3	12 pz/pl	36,0	304,2

GOUACHE.10

articolo	scatola			europallet				
	pz.	mq	kg	scat.	mq	kg		
fondo	300x100	118.1x39.4	1	3,0	22,2	13 pz/pl	39,0	288,6
fondo plus	300x100	118.1x39.4	1	3,0	25,3	12 pz/pl	36,0	304,2
fondo plus	100x100	39.4x39.4	3	3,0	24,1	25	75,0	602,5
fondo	100x50	39.x19.7	5	2,5	17,8	32	80,0	569,6
fondo plus	100x50	39.x19.7	5	2,5	20,0	32	80,0	640,0
fondo plus	50x50	19.7x19.7	7	1,75	14,0	48	84,0	672,0
fondo plus	4,9x100	1.9x39.4	10	0,49	4,2	39	19,1	163,8
decoro libeccio	22,3x15,4	6x8.7	10	0,34	2,8	80	27,47	224,0

BASALTINA STONE PROJECT

articolo	scatola			europallet				
	pz.	mq	kg	scat.	mq	kg		
fondo	300x100	118.1x39.4	1	3,0	22,2	13 pz/pl	39,0	288,6
fondo plus	300x100	118.1x39.4	1	3,0	25,3	12 pz/pl	36,0	304,2
fondo plus	100x100	39.4x39.4	3	3,0	24,1	25	75,0	602,5
fondo	100x50	39.x19.7	5	2,50	17,8	32	80,0	569,6
fondo plus	100x50	39.x19.7	5	2,50	20,0	32	80,0	640,0
fondo plus	50x50	19.7x19.7	7	1,75	14,0	48	84,0	672,0
fondo	4,9x100	1.9x39.4	10	0,49	4,0	39	19,1	156,0
fondo plus	4,9x100	1.9x39.4	10	0,49	4,2	39	19,1	163,8
mosaico quadro	25x25	9.8x9.8	10	0,62	4,6	60	37,5	276,0
mosaico mattone	25x25	9.8x9.8	10	0,62	4,6	60	37,5	276,0
mosaico striscia	25x50	9.8x19.7	10	1,25	6,9	60	75,0	414,0
mosaico listello	25x50	9.8x19.7	10	1,25	6,9	60	75,0	414,0
mosaico metal	50x100	39.4x19.7	2	1,0	9,9	25	25,0	247,6
mosaico glitter	50x100	39.4x19.7	2	1,0	8,8	25	25,0	220,7
mosaico inox	25x25	9.8x9.8	10	0,62	4,6	60	37,5	276,0
mosaico satin	25x25	9.8x9.8	10	0,62	4,6	60	37,5	276,0
mosaico pearl	25x25	9.8x9.8	10	0,62	4,6	60	37,5	276,0

WAVES

articolo	scatola			europallet				
	pz.	mq	kg	scat.	mq	kg		
fondo plus	300x100	118.1x39.4	1	3,0	25,3	12 pz/pl	36,0	304,2

MAUK

articolo	scatola			europallet				
	pz.	mq	kg	scat.	mq	kg		
cuadra plus	57,6	22,6	6	1,73	15,5	5	8,6	77,5
esa plus	38,3	15	12	0,77	6,4	20	15,4	127,0
spina	25,8x13,5x8,7	10.1x5.3x3.4	15	0,18	1,5	80	14,8	120,0

SHADE

articolo	scatola			europallet				
	pz.	mq	kg	scat.	mq	kg		
fondo	300x100	118.1x39.4	1	3	22,2	13 pz/pl	39,0	288,6
fondo plus	300x100	118.1x39.4	1	3	25,35	12 pz/pl	36,0	304,2
fondo plus	100x100	39.4x39.4	3	3	24,10	25	75,0	602,5
fondo	50x100	39.4x19.7	5	2,5	17,8	32	80,0	569,6
fondo plus	100x50	39.4x19.7	5	2,5	20,0	32	80,0	640,0
fondo plus	50x50	19.7x19.7	7	1,75	14,0	48	84,0	672,0
fondo plus	4,9x100	1.9x39.4	10	0,49	4,2	39	19,11	163,8
decoro streets	50x100	19.7x39.4	2	1,0	7,1	30	15,0	106,8

ARENARIA

articolo	scatola			europallet				
	pz.	mq	kg	scat.	mq	kg		
fondo	300x100	118.1x39.4	1	3,0	22,2	13 pz/pl	39,0	288,6
fondo plus	300x100	118.1x39.4	1	3,0	25,3	12 pz/pl	36,0	304,2
fondo plus	100x100	39.4x39.4	3	3,0	24,1	25	75,0	602,5
fondo	100x50	39.4x19.7	5	2,50	17,8	32	80,0	569,6
fondo plus	100x50	39.4x19.7	5	2,50	20,0	32	80,0	640,0
fondo plus	50x50	19.7x19.7	7	1,75	14,0	48	84,0	672,0
fondo	4,9x100	1.9x39.4	10	0,49	4,0	39	19,1	156,0
fondo plus	4,9x100	1.9x39.4	10	0,49	4,2	39	19,1	163,8
decoro bamboo	100x50	39.4x19.7	2	1,0	7,1	30	15,0	106,8
mosaico quadro	25x25	9.8x9.8	10	0,62	4,6	60	37,5	276,0
mosaico mattone	25x25	9.8x9.8	10	0,62	4,6	60	37,5	276,0
mosaico striscia	25x50	9.8x19.7	10	1,25	6,9	60	75,0	414,0
mosaico listello	25x50	9.8x19.7	10	1,25	6,9	60	75,0	414,0



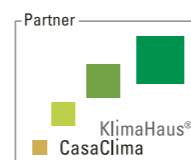
iso 14001



iso 9001



emas



casaclima **



leed*



marchio CE



* LEED
Lea Ceramiche, tramite la holding Panariagroup Industrie Ceramiche S.p.A., è socio ordinario del Green Building Council e del GBC Italia.
Through Panariagroup Industrie Ceramiche S.p.A., Lea Ceramiche is an ordinary member of the Green Building Council and the GBC Italia.
Par le biais de Panariagroup Industrie Ceramiche S.p.A., Lea Ceramiche est membre ordinaire du Green Building Council et du GBC Italia.
Lea Ceramiche, durch die Holding Panariagroup Industrie Ceramiche S.p.A., ist ordentliches Mitglied von dem Green Building Council und dem GBC Italien.
Lea Ceramiche, a través del holding Panariagroup Industrie Ceramiche S.p.A., es miembro afiliado del Consejo Construcción Verde y del Consejo Construcción Verde de Italia.

** CASACLIMA
Lea Ceramiche, tramite la holding Panariagroup Industrie Ceramiche S.p.A., ha ottenuto la certificazione Partner Casaclima.
Through Panariagroup Industrie Ceramiche S.p.A., Lea Ceramiche has obtained the Partner Casaclima certification.
Par le biais de Panariagroup Industrie Ceramiche S.p.A., Lea Ceramiche a obtenu la certification Partner Casaclima.
Lea Ceramiche, durch die Holding Panariagroup Industrie Ceramiche S.p.A., hat die Bescheinigung als Partner Casaclima bekommen.
Lea Ceramiche, a través del holding Panariagroup Industrie Ceramiche S.p.A., ha obtenido la certificación Partner Casaclima.

• LEGENDA CODICI

Code notice
Légende codes
Erläuterung des artikels
Leyenda codigos

CODICE PREZZO	PRICE CODE	CODE PRIX	PREIS ARTIKEL NUMMER	CODIGO PRECIO
0000 materiale venduto al mq	0000 item sold by sqmt	0000 article vendu au m ²	0000 artikel qm weise	0000 material vendido al mq
0000 materiale venduto al pz	0000 item sold by piece	0000 article vendu a la piece	0000 artikel stückweise	0000 material vendido a la pieza

LEA

CERAMICHE

LEA CERAMICHE

Via Cameazzo, 21
41042 Fiorano Modenese
Modena Italy

Tel +39 0536 837811
Fax +39 0536 830326
info@ceramichelea.it
www.ceramichelea.com
slimtech.ceramichelea.it

Panariagroup Industrie Ceramiche S.p.A.

SHOWROOM LEA CERAMICHE

Via Durini, 3
20122 Milano

Tel +39 02 76011406
showroom_milano@ceramichelea.it

LEA NORTH AMERICA, LLC

800 Clanton Road, Suite N
Charlotte, NC 28217

Tel +1 704 522 6300
Fax +1 704 522 6080
info@leausa.us

