

# PLACE



MADE IN USA  
  
DESIGNED IN ITALY

◆ CAESAR ◆  
CERAMICS USA

MADE IN USA  
DESIGNED IN ITALY

# PLACE

STONE LOOK

## MAN AND NATURE

Place slate-effect porcelain stoneware represents the most advanced synthesis between technological know-how and natural emotion.

INSPIRATION 02

PHOTO GALLERY 06


RANGE 22



# SIZES



DYNAMIC SURFACES  
24"x24"



VERSATILE SHAPES  
12"x24"

RECTIFIED

# COLORS

PLACE is the final goal on a path that abounds with dedication and technical skills.

Searching the world for stones of resolute character and unique personality. Identifying the most stunning slabs and features, seizing their beauty, to return it in an even more authentic state of perfection with the utmost fidelity; recreate the multiple three-dimensional structures of the surface. Each Place slab encapsulates all the beauty and versatility of nature: a world of colors, reliefs, veining and details.



ALMOND



AMBER



RUST



SHALE

# SURFACE FINISHES

## TEXTURED

- > ANTI-SLIP TEXTURED SURFACE
- > USE ON EXTERIOR FLOORS
- > A GOOD SOLUTION FOR POTENTIALLY WET AREAS
- > USE FOR BATHROOMS, SPAS, LOCKER ROOMS, ETC.

## MATTE

- > SMOOTH SURFACE
- > USE ON INTERIOR FLOORS AND WALLS
- > USE ON EXTERIOR WALLS



OUTDOOR \_ 24"x24" ALMOND TEXTURED  
INDOOR \_ 24"x24" SHALE

---

# PLACE

---

SHALE

CONTEMPORARY  
DESIGN AND  
NATURAL LOOK

24"x24" \_ 12"x24" SHALE

---


# SHALE

---

The material offers a genuine and natural feel due to the surface structures that have a richly varied movement.



24"x24" \_ 12"x24" SHALE





---

# AMBER

WIDE RANGE  
OF COLORS  
AND HUES

24"x24" AMBER

---

# AMBER

---

---

Each piece is rich in colors that stand out when installed on floors, showing the aesthetic variability typical of the most precious slates.

---



FLOOR \_ 24"x24" AMBER  
WALL \_ 8"x40" REVIVE \_ VANILLA







RUST

STYLE AND  
FUNCTIONALITY  
IN PUBLIC SPACES

24"x24" \_ 12"x24" RUST



24"x24" \_ 12"x24" RUST

Caesar's porcelain stoneware is an elegant and functional material, also for the floors of public spaces.



---

# ALMOND

---

Thanks to its 2 sizes, 2 types of mosaics and harmonious color combinations, the Place range allows to interpret bathroom ambiances for major aesthetical effect.




WALL \_12"x24" \_ 12"x24" Brickmix ALMOND  
FLOOR \_ 12"x24" AMBER




# ALMOND

Rectified\_Squared

-  Porcelain Stoneware
-  Floor
-  Wall
-  Substantial Variation
-  DCOF compliant
-  Thickness 3/8" (9mm)
-  Rectified Tile
-  NO V.O.C
-  Frost Proof
-  Low water absorption (<0,5%)
-  Made in Usa



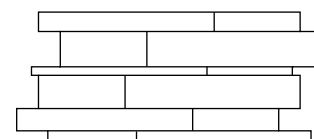
24"x24"



12"x24"


## DECORS

Brickmix



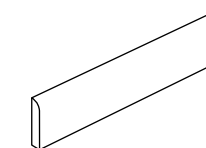
12"x24"

Mosaic

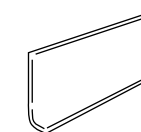


2"x2" \_Mosaic on 12"x12" sheet

## TRIMS



3"x24" \_Bullnose




6"x12" \_Covebase

PLACE




**AMBER**  
Rectified\_Squared

-   
Porcelain  
Stoneware
-   
Floor
-   
Wall
-   
Substantial  
Variation
-   
DCOF  
compliant
-   
Thickness  
3/8" (9mm)
-   
Rectified Tile
-   
NO  
V.O.C
-   
Frost  
Proof
-   
Low water  
absorption  
(<0,5%)
-   
Made  
in Usa



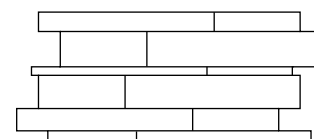
24"x24"



12"x24"


DECORS

Brickmix



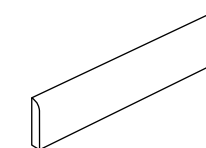
12"x24"

Mosaic

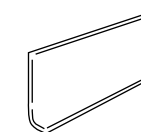


2"x2" \_Mosaic on 12"x12" sheet

TRIMS




3"x24" \_Bullnose



6"x12" \_Covebase


PLACE




# SHALE

Rectified\_Squared

-  Porcelain Stoneware
-  Floor
-  Wall
-  Substantial Variation
-  DCOF compliant
-  Thickness 3/8" (9mm)
-  Rectified Tile
-  NO V.O.C
-  Frost Proof
-  Low water absorption (<0,5%)
-  Made in Usa



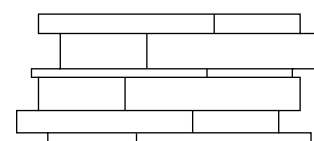
24"x24"



12"x24"


## DECORS

Brickmix



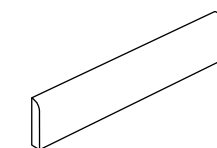
12"x24"

Mosaic

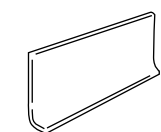


2"x2" \_Mosaic on 12"x12" sheet

## TRIMS



3"x24" \_Bullnose




6"x12" \_Covebase

PLACE




**RUST**  
Rectified\_Squared

-   
Porcelain  
Stoneware
-   
Floor
-   
Wall
-   
Substantial  
Variation
-   
DCOF  
compliant
-   
Thickness  
3/8" (9mm)
-   
Rectified Tile
-   
NO  
V.O.C
-   
Frost  
Proof
-   
Low water  
absorption  
(<0,5%)
-   
Made  
in Usa



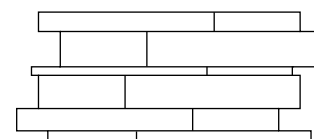
24"x24"




12"x24"

DECORS

Brickmix

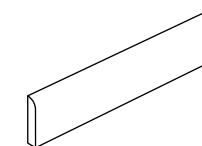


12"x24"

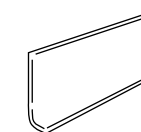


2"x2" \_Mosaic on 12"x12" sheet

TRIMS



3"x24" \_Bullnose



6"x12" \_Covebase

PLACE

# STONE LOOK

# PLACE

## COLORED-BODY PORCELAIN TILES - RECTIFIED

Colored-body porcelain stoneware tiles are produced minimizing the color difference between the glaze and the body. Nevertheless, the design is visible only on the surface.



	24"x24" 610x610 MM	12"x24" 305x610 MM	3"x24" Bullnose	6"x12" Covebase
Shale	● ■	● ■	●	●
Amber	● ■	● ■	●	●
Rust	● ■	● ■	●	●
Almond	● ■	● ■	●	●

● Matt / rectified / squared, one caliber ■ Textured

All sizes are nominal. For actual size information please refer to page 31.

### PACKAGING

SIZE		BOX				PALLET					
INCHES	MM	PCS	SURFACE (SQF)	SURFACE (SQM)	WEIGHT (LBS)	WEIGHT (KG)	BOXES	SURFACE (SQF)	SURFACE (SQM)	WEIGHT (LBS)	WEIGHT (KG)
24"x24"	610x610	3	11,62	1,08	~47,62	~21,6	40	464,8	43,2	~1904,8	~864
12"x24"	305x610	7	13,56	1,26	~55,55	~25,2	40	542,4	50,4	~2222	~1008

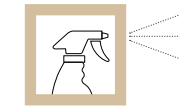
<p><b>V0</b> <b>Very Uniform appearance.</b> Pieces of the same shade value are very uniform and smooth in texture. They can be measured for small color differences and are in compliance with the color uniformity requirements of tables 6-10 (ANSI A137.1-2012)</p>	<p><b>V1</b> <b>Uniform Appearance.</b> Differences among pieces from the same production run are minimal.</p>	<p><b>V2</b> <b>Slight Variation.</b> Clearly distinguishable texture and/or pattern within similar colors.</p>	<p><b>V3</b> <b>Moderate Variation.</b> While the colors and/or textures present on a single piece of tile will be indicative of the colors and/or texture to be expected on the other tiles, the amount of colors and/or texture on each piece may vary significantly. It is recommended that the range be viewed before selection.</p>	<p><b>V4</b> <b>Substantial Variation.</b> Random color and/or texture differences from tile to tile, so that one tile may have totally different colors and/or textures from that on other tiles. Thus, the final installation will be unique. It is recommended that the range be viewed before selection.</p>
---	--	---	--	--

Color reproductions may vary from actual products.

Caesar reserves the right to modify the products illustrated in this catalogue for reasons of production or to improve quality. Samples are purely indicative. Packaging and weights may vary for production reasons. Contact our sales department when ordering.

In case of running pattern installation, Caesar recommends a maximum 33% offset.

Caesar warrants that our products meet or exceed the requirements of ANSI, specification ANSI A137.1: 2012, as shown in our Tile Performance Data sheets.



# CLEANING PROCEDURES

## FINAL CLEANING AFTER INSTALLATION

A few hours after grouting, as soon as the grout starts to dry and becomes opaque, sweep the floor. Within 48 hours from grouting and before the grout hardens definitively, wet the floor with an acid and buffered solution. Dilution depends on the type of surface (smooth or textured).

Spread the solution containing acid especially made for stoneware using a mop or a rotary brush for large surfaces, and featuring suitable discs, and let the solution work for a few minutes. Rinse with warm water and clean cloths and repeat several times until all stains and residues have been eliminated. Make sure to change rinsing water several times. Complete by drying.

Prevent contact of the acid solution with other materials (metal, marble, etc.).

**ATTENTION!!** Epoxy-based grout cannot be cleaned when it has completely hardened other than mechanically with risks to the surface of the tiles. For more information and recommendations, consult the grout manufacturer.

Care must be taken on inlaid, polished and anti-slip products; for the latter in particular, the use of a floor-washing machine combined with the action of an acid detergent helps reach the spaces between adjacent tiles and cleans them properly.

If such a cleaning procedure is not carried out, or if such cleaning is carried out too late, the grout residue creates an extremely absorbent film, which holds dirt, making the surface difficult to clean: in this case, Caesar Ceramics USA, inc. will not be liable for any damage caused to the surface.

## CLEANING AND CARE

If the cleaning rules after installation are followed, routine maintenance, i.e. everyday cleaning to remove dirt from traffic and general use of the tiled surface, is reasonably easy.

We would like to remind you that porcelain stoneware is a product with excellent technical features which allow for the highest grade of mechanical wear and resistance to acids (except for hydrofluoric acid and its derivatives) and alkalis, features which are added to a high aesthetic quality.

Porcelain stoneware has a low absorption level, another intrinsic characteristic of the product. As detailed in the technical sheets, absorption levels are very low in the production process CAESAR adopts, and all our products will achieve the best results for any kind of specific application.

Ordinary maintenance must be carried out using specialist detergents to remove stains but these detergents must not leave a wax, film or membrane residue.

Rinsing well with plenty of clean water is a fundamental part of the cleaning procedure, therefore we advise against the use of products which state that they "do not need rinsing".

We would like to inform you that, the above mentioned standards do not cover rubber stains (shoes, heels, mats, etc...) especially where these kinds of stains are frequent: therefore, Caesar Ceramics USA, inc. will not be held liable for any such damage to the surface of these products. All types of surface of the Caesar range can be washed with clean water or water and up to 50% of bleach or alcohol.

We recommend periodical cleaning with basic products or a micro-foaming basic product for porcelain stoneware, followed by thorough rinsing and drying.

## HEAVY-DUTY CLEANING

Any stains or marks can be removed quite easily since porcelain stoneware has very low absorption properties and resists acids and bases.

Depending on the type of stain, you can use:

- ACIDS for INORGANIC stains,
- BASES for ORGANIC stains,
- SOLVENTS for SYNTHETIC stains.

The use of common aggressive acids (such as muriatic acid for instance) must be avoided. These products remove residues of grout but also irreparably damage the grout within the joint. Also pay attention to all products containing HYDROFLUORIC ACID (HF) SINCE THEY IRREPARABLY DAMAGE ALL CERAMIC SURFACES.

## WARNING

The above suggestions are a result of research, laboratory tests and several years' experience. However, the cleaning features of the materials may vary significantly according to the different installation methods, conditions of use, types of surface and destination. As a general rule, the higher the anti-slip values of the tiles are, the greater cleaning inconveniences may arise. The professional operator in charge of maintenance and cleaning shall always check the surface condition before proceeding with any cleaning and/or maintenance operation (we would suggest to test some tiles before installation). Caesar declines any liability with reference to cleaning and maintenance operations in case of heavy conditions of use (such as mechanical workshop or spaces presenting oily residues or tire marks), bad installation work or wrong cleaning operations, it is agreed that Caesar Ceramics USA, inc. shall not be liable for any event, damage or defect due to wrong installation of the tiles, faulty cleaning and maintenance operations or inadequate choice of the type of material to be laid or of the adhesives used in a certain destination of use.





## SUSTAINABLE MIND



Maximum concern for the environment



### From our plant ....

The **brand new production facilities** in the USA are built in compliance with the most stringent standards in term of environmental protection, safety of workers and reduction of energy consumption.

### to your project.

By choosing Caesar Ceramics USA, the end user will be sure to purchase **durable, safe and green floor and wall tiles**: being extremely durable, they do not call for any chemical treatment, varnish or special detergent. They do not release dust or other substances, even when subject to high pedestrian traffic.



**HPD**  
(Health Product Declaration®)

The Health Product Declaration (HPD) Open Standard provides for the disclosure of product contents and potential associated human and environmental health hazards.

**By means of its declaration, Caesar USA adheres to the standard.**



**LEED**  
(Leadership in Energy and Environmental Design)

**Caesar Ceramics USA is a member of US Green Building Council (USGBC).**

The LEED program, promoted by the USGBC, is the most widely used green building rating system in the world. Available for virtually all building, community and home project types, LEED provides a framework to create healthy, highly efficient and cost-saving green buildings.



# TILE PERFORMANCE DATA

**COLORED-BODY PORCELAIN TILES - RECTIFIED**  
 Classification in accordance with ANSI A137.1: 2012 (P1 class).

TECHNICAL FEATURE	ASTM	VALUE REQUIRED ANSI A 137.1-2012	CAESAR AVERAGE VALUE
Facial dimension	ASTM C-499	± 0,25% or ± 0,03 in	
Wedging	ASTM C-502	± 0,25% or ± 0,03 in	In accordance to ANSI A 137.1-2012
Warpage diagonal	ASTM C-485	± 0,4% or ± 0,07 in	
Warpage edge	ASTM C-485	± 0,4% or ± 0,05 in	
Thickness	ASTM C-499	RANGE: 0,040 inch max (1 mm)	In accordance to ANSI A 137.1-2012
Water absorption	ASTM C-373	≤ 0,5%	Passed "impervious tiles" Class P1
Breaking strength	ASTM C-648	≥ 250 lbs (≥1113 N)	≥400 lbs
Freeze thaw	ASTM C-1026	No damages	In accordance
Chemical resistance	ASTM C-650	As reported	Unaffected
MOHS hardness			6
Dynamic Coefficient of Friction		0,42	In accordance

Average values referred to the last two years of production and related to the matte finish of the product.  
 Values relate to the matte finish of the product and to tests carried out by certified external laboratories, whose results are available upon request.  
 Be sure to use the same caliber tiles. Color reproductions may vary from actual products.  
 \* Due to the intrinsic nature of porcelain stoneware tiles, please note that the coefficient of friction may vary within the same production lot or from one production lot to the other. Caesar products can become slippery when wet. We recommend to always keep the surface dry.

## ACTUAL SIZES FOR RECTIFIED MATERIAL

NOMINAL SIZE INCHES	MM	ACTUAL SIZE INCHES	MM
24"x48"	610x1220	23 <sup>15/32</sup> "x47 <sup>3/64</sup> "	596x1195
24"x24"	610x610	23 <sup>15/32</sup> "x23 <sup>15/32</sup> "	596x596
12"x24"	305x610	11 <sup>11/16</sup> "x23 <sup>15/32</sup> "	297x596
6"x24"	152x610	5 <sup>45/64</sup> "x23 <sup>15/32</sup> "	145x596
8"x40"	203x1016	7 <sup>23/32</sup> "x39 <sup>11/64</sup> "	196x995

## ACTUAL SIZES FOR RECTIFIED MATERIAL

NOMINAL SIZE INCHES	MM	ACTUAL SIZE INCHES	MM
24"x24"	610x610	23 <sup>35/64</sup> "x23 <sup>35/64</sup> "	598x598

## ACTUAL SIZES FOR RECTIFIED MATERIAL

NOMINAL SIZE INCHES	MM	ACTUAL SIZE INCHES	MM
12"x24"	305x610	11 <sup>13/16</sup> "x23 <sup>47/64</sup> "	300x603
8"x40"	203x1016	7 <sup>7/8</sup> "x39 <sup>5/8</sup> "	200x1000

\*For more detailed information about the different actual sizes for non-rectified material, please contact Caesar Ceramics USA.



PLACE



PORCELAIN STONEWARE

Color reproductions may vary from actual products.

Caesar reserves the right to modify the products illustrated in this catalogue for reasons of production or to improve quality. Samples are purely indicative. Packaging and weights may vary for production reasons. Contact our sales department when ordering.

Caesar warrants that our products meet or exceed the requirements of ANSI, specification ANSI A137.1: 2012, as shown in our Tile Performance Data sheets.

The Caesar complete terms and conditions of sale (including limited warranty) are specified in the price list. Should you need further information, please contact our sales department.



PLACE

---

◆ CAESAR ◆  
CERAMICS USA

CAESAR CERAMICS USA INC.  
500 Wilson Pike Cir, Ste 127  
Brentwood TN 37027-3261  
Phone: +1 (732) 389 5757  
fax: +1 (732) 389 8589

**[caesarceramicsusa.com](http://caesarceramicsusa.com)**