

 ADEXUSA 2015

 ADEXUSA 2015

OUR HISTORY	05
GO GREEN	07
NERI COLLECTION	08
STUDIO COLLECTION	28
OCEAN COLLECTION	46
HAMPTON COLLECTION	56
DIAMONDS COLLECTION	70
FLOOR COLLECTION	76
INSTALLATION AND MAINTENANCE	82



ADEX USA Founded in Family, Committed to Craft

ADEX USA is a family-owned company with a commitment to excellence craft and customer service. We proudly trace our heritage to our beginnings in 1897 and the original ADEX factory in Onda, Castellón, Spain. We still own the building, El Siglo, and the original sign is in place. (Picture above).

We continue to build on that heritage with ADEX USA's total dedication to the North American market. We bring with us the European traditions of artisan tile-making, backed by our parent company, ADEX, S.L., and inspired by our love for design. ADEX USA is large enough to take on major installations,

yet small enough to care about each project we undertake. We consider our customers an extension of our family, and we support you in all that we do.

In the 1950s, ADEX began exporting to the United States with an exclusive collection of tiles by Spanish artist Salvador Dalí. In 1996, we opened our own distribution facility in Miami, Florida. Shortly after that, we opened our West Coast facility in Fullerton, California. We have continually expanded our offerings to offer the North American market multiple product types, styles, finishes and colors that speak to both fashion and

function. To provide you with more singular choices, we added porcelain floor tiles and porcelain mosaics to our line.

All ADEX USA products work in unison or stand alone to bring dimensions, unity and drama to living and work environments. Today, we remain a family business, as the fourth generation guides our future in creating new classics and a distinctly American design heritage.

We invite you to discover the beauty of ADEX USA.



FOCUSING ON REDUCING NEGATIVE ENVIRONMENTAL IMPACT

More and more every organization, regardless of their activity, size or geographic location, must meet a greater number of environmental requirements imposed by the administration, customers and society in general. Therefore, it is essential to use tools that integrate the environment into the overall management of the company.

The implementation of an Environmental Management System according to the UNE -EN ISO 14001 has given ADEX the ability to systematize and simplify the environmental issues that are generated in each of the activities taking place in our organization, as well as promote environmental protection and prevention of pollution.

The clay and other components used in the body of our tiles are sourced from our native country of Spain, and our wet scrap clay is reconstituted back into useable production materials again. The glazes we use are 100% lead free* and non-toxic. All the waste generated, both water and glaze, is treated and recycled back into our manufacturing process. Our factory utilizes a dust collection system, resulting in healthier air for our employees. And our cartons are made from 100% recycled materials and printed with ecological inks. Moreover, we continually strive to bring more energy efficient machines and processes into the production of our products.

Commitment to continuous improvement of the environment is and will be a mainstay for ADEX USA.


*Please be advised that our HAMPTON and OCEAN Collections only contain fritted lead. This frit is a vitreous substance considered neither toxic nor harmful in the short, medium and long term.

NERI COLLECTION

Solid Glaze
Gloss Finish

Contemplate the joys of virtually unlimited design possibilities. The Neri Collection will inspire you with our four classic neutrals: White, Bone, Sierra Sand, Silver Mist as well as a dramatic Black. Each can be used alone or in endless combinations. Again with this exquisitely versatile backdrop, you can easily add any color as a memorable complement or contrast. Neri with all its sizes, shapes, hand-painted and embossed tiles will provide that personal touch we all desire.


Due to the nature of our tile, a certain amount of variation in color, shading, surface and texture are to be expected.



ZN01 / 15
White



ZN02 / 15
Sierra Sand



ZN03 / 15
White



ZN04 / 15
White



ZN05 / 15
Bone



ZN06 / 15
Bone



ZN07 / 15
Silver Mist



ZN08 / 15
Black & White



ZN09 / 15
Bone



ZN10 / 15
Silver Mist




ZN11 / 15
All Colors




ZN12 / 15
White

FIELD TILES

MESH MOUNTED

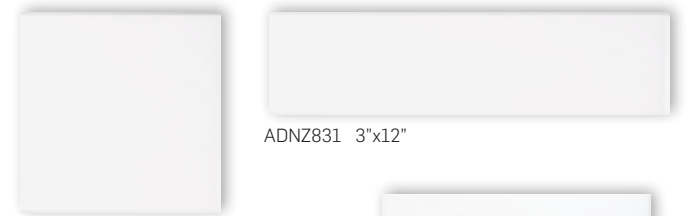


12"x12" Mesh Mounted
ADNZ824 2"x4" Flat



12"x12" Mesh Mounted
ADNZ924 2"x4" Beveled


FLAT



ADNZ866 6"x6"

ADNZ831 3"x12"


ADNZ882 2"x8"




ADNZ848 4"x8"



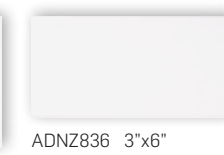
ADNZ840
Arabesque 6"



ADNZ861 6"x12"

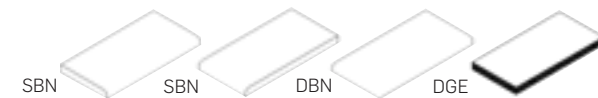


ADNZ841 4"x12"



ADNZ836 3"x6"

BULLNOSES & GLAZED EDGE



ADNZ805	3"x6" SBN 6"
ADNZ806	3"x6" SBN 3"
ADNZ807	3"x6" DBN Right
ADNZ808	3"x6" DBN Left
ADNZ803	6"x6" SBN
ADNZ804	6"x6" DBN
ADNZ826	2"x6" SBN 6"
ADNZ828	2"x8" SBN 8"
ADNZ800	2"x2" DBN
ADNZ810	4"x8" SBN 4"
ADNZ811	4"x8" SBN 8"
ADNZ812	4"x4" DBN
ADNZ813	3"x12" Double Glazed Edge Right
ADNZ814	3"x12" Double Glazed Edge Left
ADNZ815	6"x12" Double Glazed Edge Right
ADNZ816	6"x12" Double Glazed Edge Left

BEVELED

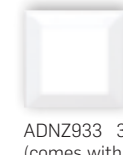


ADNZ948 4"x8"

ADNZ936 3"x6"



ADNZ944 4"x4"
(comes with double glazed edge)



ADNZ933 3"x3"
(comes with double glazed edge)

GLAZED EDGE



ADNZ908	3"x6" Beveled Glazed Edge 6"
ADNZ907	3"x6" Beveled Glazed Edge 3"
ADNZ933	3"x3" Beveled 2 Glazed Edge
ADNZ910	4"x8" Beveled Glazed Edge 8"
ADNZ911	4"x8" Beveled Glazed Edge 4"
ADNZ944	4"x4" Beveled 2 Glazed Edge

DECORATIVE ACCESSORIES



ADNZ101 3"x6" Waves



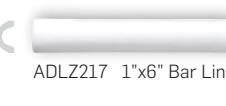
ADNZ114 3"x6" Byzantine



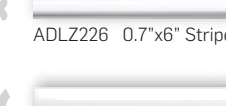
ADNZ122 3"x6" Sea




ADNZ121 3"x6" Classic



ADLZ217 1"x6" Bar Liner



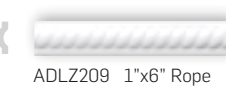
ADLZ226 0.7"x6" Stripe Liner



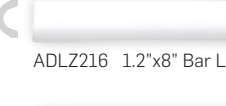
ADLZ204 1"x6" Quarter Round



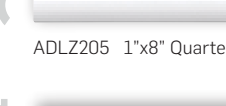
ADLZ223 Beak



ADLZ209 1"x6" Rope



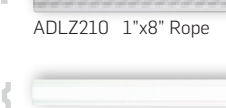
ADLZ216 1.2"x8" Bar Liner




ADLZ205 1"x8" Quarter Round



ADLZ223 Beak



ADLZ210 1"x8" Rope



ADCW220 1"x12" Stripe Liner



ADCW200 0.8"x12" Corner Trim

FINISHING TOUCHES



ADLZ201 2"x6" Rail Molding



ADLZ224 1.4"x6" Chair Molding



ADLZ219 2"x6" Greek Molding



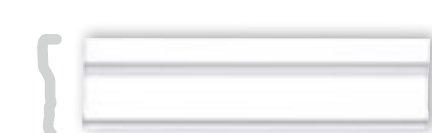
ADLZ202 2"x8" Rail Molding



ADLZ228 3"x6" Crown Molding



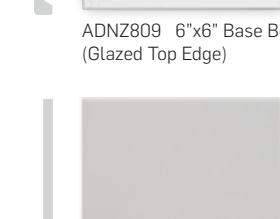
ADLZ227 2"x8" Chair Molding



ADCW217 2.8"x12" Crown Molding



ADNZ809 6"x6" Base Board
(Glazed Top Edge)



ADLZ810 6"x6" Cove



ADCW809 6"x12" Base Board
(Glazed Top Edge)



ADLZ203



ADLZ234



ADLZ213



ADLZ203



ADLZ235



ADLZ225



ADCW227



ADLZ233



ADLZ811
(Inside Corner)



ADCW899

HAND PAINTED



ADN8701 Bone
6"x6" Kubic




ADN8702 White
6"x6" Madeira

EMBOSSED DECOS



ADN503 White
6"x6" Geo Deco



ADN502 White
6"x6" Botanical Deco



FIELD TILES

MESH MOUNTED



12"x12" Mesh Mounted
ADNB824 2"x4" Flat

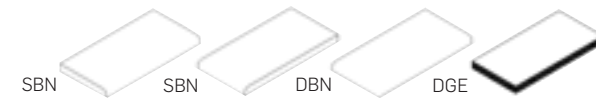


12"x12" Mesh Mounted
ADNB924 2"x4" Beveled

FLAT



BULLNOSES & GLAZED EDGE



ADNB805	3"x6" SBN 6"
ADNB806	3"x6" SBN 3"
ADNB807	3"x6" DBN Right
ADNB808	3"x6" DBN Left
ADNB803	6"x6" SBN
ADNB804	6"x6" DBN
ADNB826	2"x6" SBN 6"
ADNB828	2"x8" SBN 8"
ADNB800	2"x2" DBN
ADNB810	4"x8" SBN 4"
ADNB811	4"x8" SBN 8"
ADNB812	4"x4" DBN
ADNB813	3"x12" Double Glazed Edge Right
ADNB814	3"x12" Double Glazed Edge Left
ADNB815	6"x12" Double Glazed Edge Right
ADNB816	6"x12" Double Glazed Edge Left

BEVELED

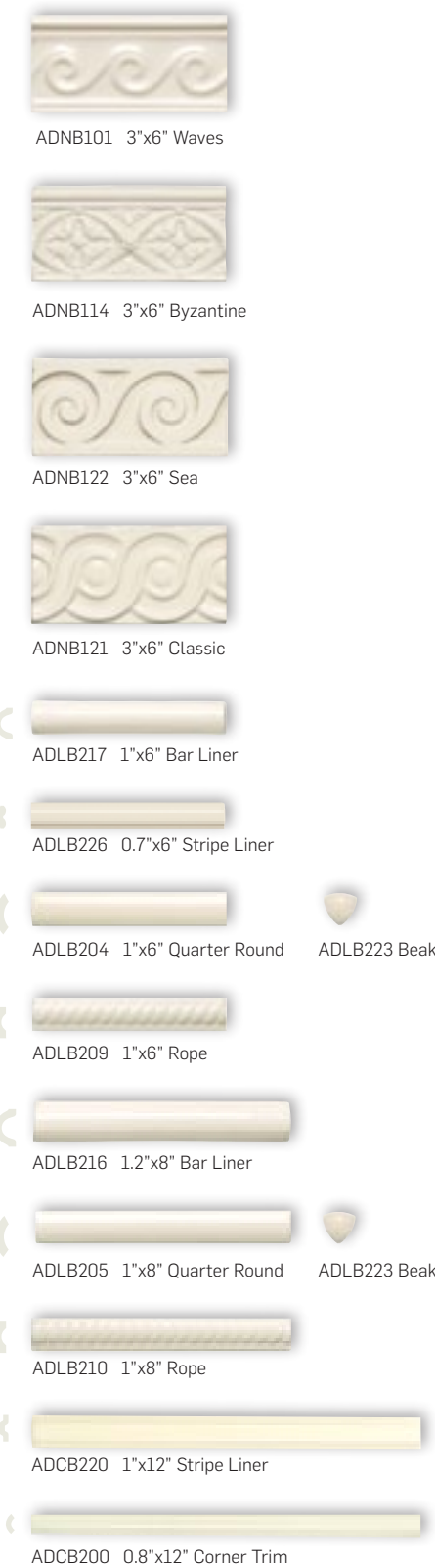


GLAZED EDGE



ADNB908	3"x6" Beveled Glazed Edge 6"
ADNB907	3"x6" Beveled Glazed Edge 3"
ADNB933	3"x3" Beveled 2 Glazed Edge
ADNB910	4"x8" Beveled Glazed Edge 8"
ADNB911	4"x8" Beveled Glazed Edge 4"
ADNB944	4"x4" Beveled 2 Glazed Edge


DECORATIVE ACCESSORIES



FINISHING TOUCHES




HAND PAINTED




EMBOSSED DECOS



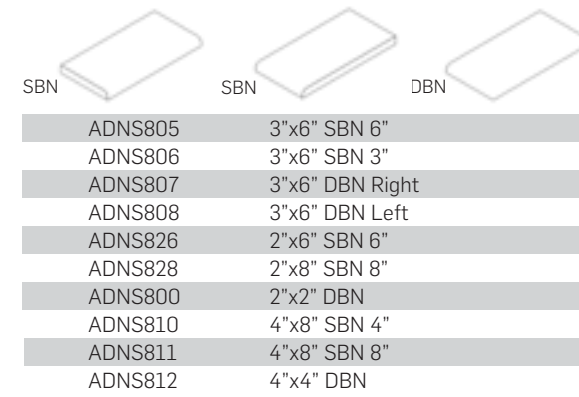


FIELD TILES


FLAT



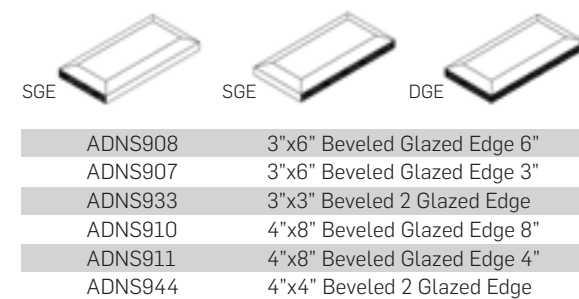
BULLNOSES



BEVELED



GLAZED EDGE



DECORATIVE ACCESSORIES



EMBOSSED DECOS



FINISHING TOUCHES




HAND PAINTED

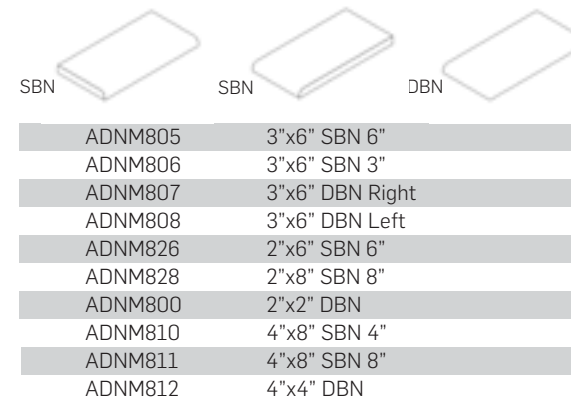


FIELD TILES


FLAT



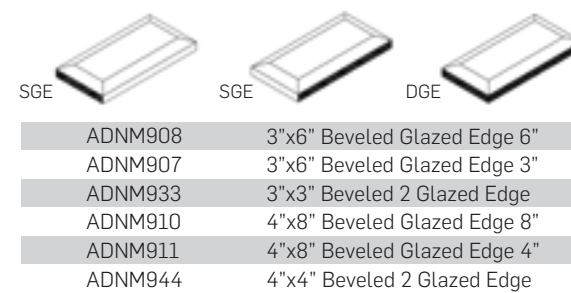
BULLNOSES




BEVELED



GLAZED EDGE



DECORATIVE ACCESSORIES




EMBOSSED DECOS



FINISHING TOUCHES




HAND PAINTED



FIELD TILES

FLAT



ADNK836 3"x6"

BULLNOSES



SBN

SBN

DBN


ADNK805 3"x6" SBN 6"

ADNK806 3"x6" SBN 3"


ADNK807 3"x6" DBN Right

ADNK808 3"x6" DBN Left

BEVELED



ADNK936 3"x6"



ADNK933 3"x3"
(comes with double glazed edge)

GLAZED EDGE



SGE

SGE


DGE

ADNK908 3"x6" Beveled Glazed Edge 6"

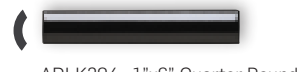
ADNK907 3"x6" Beveled Glazed Edge 3"

ADNK933 3"x3" Beveled 2 Glazed Edge

DECORATIVE ACCESSORIES




ADLK226 0.7"x6" Stripe Liner



ADLK204 1"x6" Quarter Round



ADLK223



ADLK213 1"x6" Flat Liner

FINISHING TOUCHES



ADLK201 2"x6" Rail Molding




ADLK224 1.4"x6" Char Molding



ADLK227 2"x8" Chair Molding



ADCK217 2.8"x12" Crown Molding



ADNK809 6"x6" Base Board
(Glazed Top Edge)



ADCK809 6"x12" Base Board
(Glazed Top Edge)



ADLK203



ADLK236



ADLK234



ADLK232



ADLK225



ADLK230



ADCK227



ADLK305



ADNK233



ADCK899



EMBOSSED DECOS

GEO




ADNZ503 White
6"x6" Geo Deco



ADNB503 Bone
6"x6" Geo Deco



ADNS503 Sierra Sand
6"x6" Geo Deco



ADNM503 Silver Mist
6"x6" Geo Deco

Enjoy a subtle and effective geometry in any application—home, office or hospitality. **Geo** Embossed tiles create an atmosphere of understated luxury all on their own. You do the math. The result is an unforgettable focal point.

BOTANICAL



ADNZ502 White
6"x6" Botanical Deco



ADNB502 Bone
6"x6" BotanicalDeco



ADNS502 Sierra Sand
6"x6" Botanical Deco



ADNM502 Silver Mist
6"x6" Botanical Deco

Bring the outdoors in. Our **Botanical** Embossed tiles instantly turn any room into a Zen moment. Use them to grace an entire wall with a nature element or in decorative inserts with a coordinated or contrasting color.



HAND PAINTED

MADEIRA



ADNZ702 White
6"x6" Madeira



ADNB702 Bone
6"x6" Madeira

KUBIC



ADNB701 Bone
6"x6" Kubic

EXPRESSIONS IN ART

There is no better way to demonstrate your appreciation for art and individuality than using these beautiful hand-painted tiles. The color ways of the designs reflect the color palette of the NERI COLLECTION. They were created to enhance and complement the Collection. Border a row with a dimensional design accent of molding, use them as a complete décor item from floor to ceiling or as a special accent of framed art using the available moldings and corners in the NERI to frame them creating a focal point. Express yourself in these beautiful tiles which transcend all decors from classic to contemporary.

Add a touch of Art to your living and working environment.



STUDIO


EVERLASTING

STUDIO COLLECTION


Solid Glaze with Subtle Movement
Undulated Surface, Gloss Finish

Combine the craft of a master potter in the handmade surface with a defined, sophisticated edge. The Studio Collection's special glaze offers depth and character for understated movement and variation. The ensemble includes highly embossed decos, artfully painted surfaces and three-dimensional trims—all in a deeply satisfying color palette. You can personalize bathrooms, backsplashes, accent walls and more for a lasting impression.


Due to the nature of our tile, a certain amount of variation in color, shading, surface and texture are to be expected.




ZS01 / 15
Snow Cap




ZS02 / 15
Eucalyptus



ZS03 / 15
Timberline



ZS04 / 15
Silver Sands



ZS05 / 15
Volcanico



ZS06 / 15
Bamboo



ZS07 / 15
Graystone



ZS08 / 15
Timberline



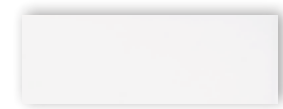
ZS09 / 15
All colors




ZS10 / 15
All colors

FIELD TILES

FLAT




ADSTW848 3.8"x7.8"



ADSTW836 2.8"x5.8"



ADSTW866 5.8"x5.8"



ADSTW882 1.9"x7.8"

BEVELED



ADSTW940 Arabesque



ADSTW942 Half Arabesque



ADSTW943 Tear Drop

GLAZED EDGE



ADSTW805	2.8"x5.8" Glazed Edge 5.8"
ADSTW806	2.8"x5.8" Glazed Edge 2.8"
ADSTW807	2.8"x5.8" 2 Glazed Edge Right
ADSTW808	2.8"x5.8" 2 Glazed Edge Left
ADSTW803	5.8"x5.8" Glazed Edge
ADSTW804	5.8"x5.8" 2 Glazed Edge
ADSTW811	7.8"x3.8" Glazed Edge 7.8"
ADSTW810	7.8"x3.8" Glazed Edge 3.8"
ADSTW813	7.8"x3.8" 2 Glazed Edge Right
ADSTW812	7.8"x3.8" 2 Glazed Edge Left
ADSTW814	1.9"x7.8" Glazed Edge 7.8"
ADSTW815	1.9"x7.8" Glazed Edge 1.9"
ADSTW816	1.9"x7.8" DGE Right
ADSTW817	1.9"x7.8" DGE Left

DECORATIVE ACCESSORIES



ADSTW301
5.8"x5.8" Vizcaya Deco




ADSTW103
2.8"x7.8" Palm Beach Border



ADSTW104
1.2"x7.8" Ponciana Liner



ADSTW102
3.8"x7.8" Gables Border



ADSTW203
1.2"x7.8" Round Bar Liner




ADSTW205
1"x5.8" Quarter Round



ADSTW206
Beak

FINISHING TOUCHES



ADSTW201
2.8"x7.8" Rail Molding



ADSTW202



ADSTW 204



ADSTW809
5.8"x5.8" Base Board
(Glazed Top Edge)



ADSTW899

HAND PAINTED



ADSTH266 5.8"x5.8"
Flower Deco Dusk




ADSTH236 2.8"x5.8"
Flower Dusk Border




FIELD TILES


FLAT




ADSTB848 3.8"x7.8"



ADSTB836 2.8"x5.8"



ADSTB866 5.8"x5.8"



ADSTB882 1.9"x7.8"

BEVELED



ADSTB940 Arabesque



ADSTB942 Half Arabesque



ADSTB943 Tear Drop

GLAZED EDGE



ADSTB805	2.8"x5.8" Glazed Edge 5.8"
ADSTB806	2.8"x5.8" Glazed Edge 2.8"
ADSTB807	2.8"x5.8" 2 Glazed Edge Right
ADSTB808	2.8"x5.8" 2 Glazed Edge Left
ADSTB803	5.8"x5.8" Glazed Edge
ADSTB804	5.8"x5.8" 2 Glazed Edge
ADSTB811	7.8"x3.8" Glazed Edge 7.8"
ADSTB810	7.8"x3.8" Glazed Edge 3.8"
ADSTB813	7.8"x3.8" 2 Glazed Edge Right
ADSTB812	7.8"x3.8" 2 Glazed Edge Left
ADSTB814	1.9"x7.8" Glazed Edge 7.8"
ADSTB815	1.9"x7.8" Glazed Edge 1.9"
ADSTB816	1.9"x7.8" DGE Right
ADSTB817	1.9"x7.8" DGE Left

DECORATIVE ACCESSORIES



ADSTB301
5.8"x5.8" Vizcaya Deco




ADSTB103
2.8"x7.8" Palm Beach Border



ADSTB104
1.2"x7.8" Ponciana Liner



ADSTB102
3.8"x7.8" Gables Border



ADSTB203
1.2"x7.8" Round Bar Liner




ADSTB205
1"x5.8" Quarter Round



ADSTB206
Beak

FINISHING TOUCHES



ADSTB201
2.8"x7.8" Rail Molding



ADSTB202



ADSTB204




ADSTB809
5.8"x5.8" Base Board
(Glazed Top Edge)




ADSTB899


HAND PAINTED



ADSTH266 5.8"x5.8"
Flower Deco Dusk



ADSTH166 5.8"x5.8"
Flower Deco Dawn



ADSTH236 2.8"x5.8"
Flower Dusk Border



ADSTH136 2.8"x5.8"
Flower Dawn Border



FIELD TILES

FLAT




ADSTE848 3.8"x7.8"



ADSTE836 2.8"x5.8"



ADSTE866 5.8"x5.8"



ADSTE882 1.9"x7.8"

BEVELED



ADSTE940 Arabesque



ADSTE942 Half Arabesque



ADSTE943 Tear Drop

GLAZED EDGE



ADSTE805	2.8"x5.8" Glazed Edge 5.8"
ADSTE806	2.8"x5.8" Glazed Edge 2.8"
ADSTE807	2.8"x5.8" 2 Glazed Edge Right
ADSTE808	2.8"x5.8" 2 Glazed Edge Left
ADSTE803	5.8"x5.8" Glazed Edge
ADSTE804	5.8"x5.8" 2 Glazed Edge
ADSTE811	7.8"x3.8" Glazed Edge 7.8"
ADSTE810	7.8"x3.8" Glazed Edge 3.8"
ADSTE813	7.8"x3.8" 2 Glazed Edge Right
ADSTE812	7.8"x3.8" 2 Glazed Edge Left
ADSTE814	1.9"x7.8" Glazed Edge 7.8"
ADSTE815	1.9"x7.8" Glazed Edge 1.9"
ADSTE816	1.9"x7.8" DGE Right
ADSTE817	1.9"x7.8" DGE Left

DECORATIVE ACCESSORIES



ADSTE301
5.8"x5.8" Vizcaya Deco



ADSTE103
2.8"x7.8" Palm Beach Border



ADSTE104
1.2"x7.8" Ponciana Liner



ADSTE102
3.8"x7.8" Gables Border



ADSTE203
1.2"x7.8" Round Bar Liner



ADSTE205
1"x5.8" Quarter Round



ADSTE206
Beak

FINISHING TOUCHES



ADSTE201
2.8"x7.8" Rail Molding



ADSTE202



ADSTE204



ADSTE809
5.8"x5.8" Base Board
(Glazed Top Edge)



ADSTE899

HAND PAINTED



ADSTH166 5.8"x5.8"
Flower Deco Dawn



ADSTH136 2.8"x5.8"
Flower Dawn Border



FIELD TILES

FLAT




ADSTS848 3.8"x7.8"



ADSTS836 2.8"x5.8"



ADSTS866 5.8"x5.8"



ADSTS882 1.9"x7.8"

BEVELED



ADSTS940 Arabesque



ADSTS942 Half Arabesque



ADSTS943 Tear Drop

GLAZED EDGE



ADSTS805	2.8"x5.8" Glazed Edge 5.8"
ADSTS806	2.8"x5.8" Glazed Edge 2.8"
ADSTS807	2.8"x5.8" 2 Glazed Edge Right
ADSTS808	2.8"x5.8" 2 Glazed Edge Left
ADSTS803	5.8"x5.8" Glazed Edge
ADSTS804	5.8"x5.8" 2 Glazed Edge
ADSTS811	7.8"x3.8" Glazed Edge 7.8"
ADSTS810	7.8"x3.8" Glazed Edge 3.8"
ADSTS813	7.8"x3.8" 2 Glazed Edge Right
ADSTS812	7.8"x3.8" 2 Glazed Edge Left
ADSTS814	1.9"x7.8" Glazed Edge 7.8"
ADSTS815	1.9"x7.8" Glazed Edge 1.9"
ADSTS816	1.9"x7.8" DGE Right
ADSTS817	1.9"x7.8" DGE Left

DECORATIVE ACCESSORIES



ADSTS301
5.8"x5.8" Vizcaya Deco



ADSTS103
2.8"x7.8" Palm Beach Border



ADSTS104
1.2"x7.8" Ponciana Liner



ADSTS102
3.8"x7.8" Gables Border



ADSTS203
1.2"x7.8" Round Bar Liner



ADSTS205
1"x5.8" Quarter Round



ADSTS206
Beak

FINISHING TOUCHES



ADSTS201
2.8"x7.8 Rail Molding



ADSTS202



ADSTS204



ADSTS809
5.8"x5.8" Base Board
(Glazed Top Edge)



ADSTS899

HAND PAINTED



ADSTH166 5.8"x5.8"
Flower Deco Dawn



ADSTH136 2.8"x5.8"
Flower Dawn Border



FIELD TILES

FLAT




ADSTT848 3.8"x7.8"



ADSTT836 2.8"x5.8"



ADSTT866 5.8"x5.8"



ADSTT882 1.9"x7.8"

BEVELED



ADSTT940 Arabesque



ADSTT942 Half Arabesque



ADSTT943 Tear Drop

GLAZED EDGE



ADSTT805	2.8"x5.8" Glazed Edge 5.8"
ADSTT806	2.8"x5.8" Glazed Edge 2.8"
ADSTT807	2.8"x5.8" 2 Glazed Edge Right
ADSTT808	2.8"x5.8" 2 Glazed Edge Left
ADSTT803	5.8"x5.8" Glazed Edge
ADSTT804	5.8"x5.8" 2 Glazed Edge
ADSTT811	7.8"x3.8" Glazed Edge 7.8"
ADSTT810	7.8"x3.8" Glazed Edge 3.8"
ADSTT813	7.8"x3.8" 2 Glazed Edge Right
ADSTT812	7.8"x3.8" 2 Glazed Edge Left
ADSTT814	1.9"x7.8" Glazed Edge 7.8"
ADSTT815	1.9"x7.8" Glazed Edge 1.9"
ADSTT816	1.9"x7.8" DGE Right
ADSTT817	1.9"x7.8" DGE Left

DECORATIVE ACCESSORIES



ADSTT301
5.8"x5.8" Vizcaya Deco



ADSTT103
2.8"x7.8" Palm Beach Border




ADSTT104
1.2"x7.8" Ponciana Liner



ADSTT102
3.8"x7.8" Gables Border



ADSTT203
1.2"x7.8" Round Bar Liner



ADSTT205
1"x5.8" Quarter Round



ADSTT206
Beak

FINISHING TOUCHES



ADSTT201
2.8"x7.8" Rail Molding



ADSTT202



ADSTT204




ADSTT809
5.8"x5.8" Base Board
(Glazed Top Edge)



ADSTT899

HAND PAINTED



ADSTH266 5.8"x5.8"
Flower Deco Dusk



ADSTH236 2.8"x5.8"
Flower Dusk Border



FIELD TILES

FLAT




ADSTG848 3.8"x7.8"



ADSTG836 2.8"x5.8"



ADSTG866 5.8"x5.8"



ADSTG882 1.9"x7.8"

BEVELED



ADSTG940 Arabesque



ADSTG942 Half Arabesque



ADSTG943 Tear Drop

GLAZED EDGE



ADSTG805	2.8"x5.8" Glazed Edge 5.8"
ADSTG806	2.8"x5.8" Glazed Edge 2.8"
ADSTG807	2.8"x5.8" 2 Glazed Edge Right
ADSTG808	2.8"x5.8" 2 Glazed Edge Left
ADSTG803	5.8"x5.8" Glazed Edge
ADSTG804	5.8"x5.8" 2 Glazed Edge
ADSTG811	7.8"x3.8" Glazed Edge 7.8"
ADSTG810	7.8"x3.8" Glazed Edge 3.8"
ADSTG813	7.8"x3.8" 2 Glazed Edge Right
ADSTG812	7.8"x3.8" 2 Glazed Edge Left
ADSTG814	1.9"x7.8" Glazed Edge 7.8"
ADSTG815	1.9"x7.8" Glazed Edge 1.9"
ADSTG816	1.9"x7.8" DGE Right
ADSTG817	1.9"x7.8" DGE Left

DECORATIVE ACCESSORIES



ADSTG301
5.8"x5.8" Vizcaya Deco



ADSTG103
2.8"x7.8" Palm Beach Border



ADSTG104
1.2"x7.8" Ponciana Liner



ADSTG102
3.8"x7.8" Gables Border



ADSTG203
1.2"x7.8" Round Bar Liner



ADSTG205
1"x5.8" Quarter Round



ADSTG206
Beak

FINISHING TOUCHES



ADSTG201
2.8"x7.8" Rail Molding



ADSTG202



ADSTG204




ADSTG809
5.8"x5.8" Base Board
(Glazed Top Edge)



ADSTG899

HAND PAINTED



ADSTH266 5.8"x5.8"
Flower Deco Dusk



ADSTH236 2.8"x5.8"
Flower Dusk Border



FIELD TILES

FLAT




ADSTV848 3.8"x7.8"



ADSTV836 2.8"x5.8"



ADSTV866 5.8"x5.8"



ADSTV882 1.9"x7.8"

BEVELED



ADSTV940 Arabesque



ADSTV942 Half Arabesque



ADSTV943 Tear Drop

GLAZED EDGE



ADSTV805	2.8"x5.8" Glazed Edge 5.8"
ADSTV806	2.8"x5.8" Glazed Edge 2.8"
ADSTV807	2.8"x5.8" 2 Glazed Edge Right
ADSTV808	2.8"x5.8" 2 Glazed Edge Left
ADSTV803	5.8"x5.8" Glazed Edge
ADSTV804	5.8"x5.8" 2 Glazed Edge
ADSTV811	7.8"x3.8" Glazed Edge 7.8"
ADSTV810	7.8"x3.8" Glazed Edge 3.8"
ADSTV813	7.8"x3.8" 2 Glazed Edge Right
ADSTV812	7.8"x3.8" 2 Glazed Edge Left
ADSTV814	1.9"x7.8" Glazed Edge 7.8"
ADSTV815	1.9"x7.8" Glazed Edge 1.9"
ADSTV816	1.9"x7.8" DGE Right
ADSTV817	1.9"x7.8" DGE Left

DECORATIVE ACCESSORIES



ADSTV301
5.8"x5.8" Vizcaya Deco



ADSTV103
2.8"x7.8" Palm Beach Border




ADSTV104
1.2"x7.8" Ponciana Liner



ADSTV102
3.8"x7.8" Gables Border



ADSTV203
1.2"x7.8" Round Bar Liner



ADSTV205
1"x5.8" Quarter Round



ADSTV206
Beak

FINISHING TOUCHES



ADSTV201
2.8"x7.8 Rail Molding



ADSTV202



ADSTV204




ADSTV809
5.8"x5.8" Base Board
(Glazed Top Edge)



ADSTV899

HAND PAINTED



ADSTH266 5.8"x5.8"
Flower Deco Dusk



ADSTH236 2.8"x5.8"
Flower Dusk Border



HAND PAINTED

DECORATIVE FIELD TILE AND INSERTS



ADSTH166 5.8"x5.8"
Flower Deco Dawn



ADSTH136 2.8"x5.8"
Flower Dawn Border



ADSTH266 5.8"x5.8"
Flower Deco Dusk



ADSTH236 2.8"x5.8"
Flower Dusk Border

EXPRESSIONS IN ART

The ultimate expression of one's self throughout Man's history has been in the form of Art. Art has told the story of our cultures, our history and our feelings throughout time. Hand-painted tile in our Studio Collection are a medium to convey our personality and appreciation of the arts into our living and working environments. We offer you the use of a simple accent strip or the option of full rooms with these beautiful yet classic designs. The color-ways of the designs were created in the color palette of the Studio Collection. You can also create a unique accent of framed art by utilizing the moldings and corners in the Studio Collection. Be Creative and free to express yourself.



OCEAN

MAKE A SPLASH

OCEAN COLLECTION

Micro Crackle Glaze
Gloss Finish

When looking into the ocean on a calm day, you feel a sense of serenity and a depth of vision. Relaxation, reflection and visual stimulation are inherent to the OCEAN COLLECTION. With the surface effects of a typical crackled glaze combined with the unique micro crackle and its reflective yet dimensional surface makes it not only unique but transitional in design from Classic to Contemporary. The color palette and its decorative components and finishing pieces makes it the choice of Designers and Homeowners globally. Enjoy your day at the beach every time you enter the room.


Due to the nature of our tile, a certain amount of variation in color, shading, surface and texture are to be expected.



Z001 / 15
Whitecaps & Sand Dollar



Z002 / 15
Top Sail



Z003 / 15
Sand Dollar



Z004 / 15
Surf Gray




Z005 / 15
Whitecaps & Surf Gray

FIELD TILES

FLAT



ADOW839 3"x9"



ADOW836 3"x6"

GLAZED EDGE



ADOW801	3"x6" Glazed Edge 6"
ADOW802	3"x6" Glazed Edge 3"
ADOW803	3"x6" Double Glazed Edge Right
ADOW804	3"x6" Double Glazed Edge Left
ADOW805	3"x9" Glazed Edge 9"
ADOW806	3"x9" Glazed Edge 3"
ADOW807	3"x9" Double Glazed Edges Right
ADOW808	3"x9" Double Glazed Edges Left

DECORATIVE ACCESSORIES



ADOW501 6"x6" Persian Deco



ADOW502 6"x6" Caspian Deco



ADOW207 0.7"x6" Stripe Liner



ADOW208 1"x6" Bar Liner



ADOW209 1"x6" Quarter Round



ADOW210 Beak

FINISHING TOUCHES



ADOW201 1.2"x6" Chair Molding



ADOW202



ADOW203



ADOW204 2"x6" Rail Molding



ADOW205



ADOW206



ADOW809 6"x6" Base Board (Glazed Top Edge)



ADOW810



FIELD TILES

FLAT



ADOS839 3"x9"



ADOS836 3"x6"

GLAZED EDGE



ADOS801	3"x6" Glazed Edge 6"
ADOS802	3"x6" Glazed Edge 3"
ADOS803	3"x6" Double Glazed Edge Right
ADOS804	3"x6" Double Glazed Edge Left
ADOS805	3"x9" Glazed Edge 9"
ADOS806	3"x9" Glazed Edge 3"
ADOS807	3"x9" Double Glazed Edges Right
ADOS808	3"x9" Double Glazed Edges Left

DECORATIVE ACCESSORIES



ADOS501 6"x6" Persian Deco



ADOS502 6"x6" Caspian Deco



ADOS207 0.7"x6" Stripe Liner



ADOS208 1"x6" Bar Liner



ADOS209 1"x6" Quarter Round



ADOS210 Beak

FINISHING TOUCHES



ADOS201 1.2"x6" Chair Molding



ADOS202



ADOS203



ADOS204 2"x6" Rail Molding



ADOS205



ADOS206



ADOS809 6"x6" Base Board (Glazed Top Edge)



ADOS810



FIELD TILES

FLAT



ADOG839 3"x9"



ADOG836 3"x6"

GLAZED EDGE



ADOG801	3"x6" Glazed Edge 6"
ADOG802	3"x6" Glazed Edge 3"
ADOG803	3"x6" Double Glazed Edge Right
ADOG804	3"x6" Double Glazed Edge Left
ADOG805	3"x9" Glazed Edge 9"
ADOG806	3"x9" Glazed Edge 3"
ADOG807	3"x9" Double Glazed Edges Right
ADOG808	3"x9" Double Glazed Edges Left

DECORATIVE ACCESSORIES



ADOG501 6"x6" Persian Deco



ADOG502 6"x6" Caspian Deco



ADOG207 0.7"x6" Stripe Liner



ADOG208 1"x6" Bar Liner



ADOG209 1"x6" Quarter Round



ADOG210 Beak

FINISHING TOUCHES



ADOG201 1.2"x6" Chair Molding



ADOG202 ADOG203



ADOG204 2"x6" Rail Molding



ADOG205 ADOG206



ADOG809 6"x6" Base Board (Glazed Top Edge)



ADOG810



FIELD TILES

FLAT



ADOT839 3"x9"



ADOT836 3"x6"

GLAZED EDGE



ADOT801	3"x6" Glazed Edge 6"
ADOT802	3"x6" Glazed Edge 3"
ADOT803	3"x6" Double Glazed Edge Right
ADOT804	3"x6" Double Glazed Edge Left
ADOT805	3"x9" Glazed Edge 9"
ADOT806	3"x9" Glazed Edge 3"
ADOT807	3"x9" Double Glazed Edges Right
ADOT808	3"x9" Double Glazed Edges Left

DECORATIVE ACCESSORIES



ADOT501 6"x6" Persian Deco



ADOT502 6"x6" Caspian Deco



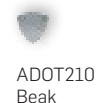
ADOT207 0.7"x6" Stripe Liner



ADOT208 1"x6" Bar Liner



ADOT209 1"x6" Quarter Round



ADOT210 Beak

FINISHING TOUCHES



ADOT201 1.2"x6" Chair Molding



ADOT202



ADOT203



ADOT204 2"x6" Rail Molding



ADOT205



ADOT206



ADOT809 6"x6" Base Board (Glazed Top Edge)



ADOT810



HAMPTON

CLASSIC SPARK

HAMPTON COLLECTION

Crackle Glaze
Gloss Finish

The magic in this finely crafted tile begins with the crackled glazed surface, which appears aged to perfection. The crackled effect gives each tile a delicate character and an individual mystique. With the Hampton Collection's versatility, you can tell a story in wide range of decors, from traditional to transitional to minimalist.

Due to the nature of our tile, a certain amount of variation in color, shading, surface and texture are to be expected.



ZH01 / 15
White



ZH02 / 15
Bone



ZH03 / 15
Bone



ZH04 / 15
White




ZH05 / 15
Sand

FIELD TILES

MESH MOUNTED

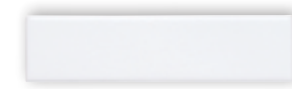


12"x12" Mesh Mounted
ADHWH824 2"x4" Flat




12"x12" Mesh Mounted
ADHWH924 2"x4" Beveled

FLAT



ADHWH882 2"x8"



ADHWH836 3"x6"




ADHWH866 6"x6"

BULLNOSES



ADHWH805	3"x6" SBN 6"
ADHWH806	3"x6" SBN 3"
ADHWH807	3"x6" DBN Right
ADHWH808	3"x6" DBN Left
ADHWH803	6"x6" SBN
ADHWH804	6"x6" DBN
ADHWH826	2"x6" SBN 6"
ADHWH828	2"x8" SBN 8"
ADHWH822	2"x2" DBN

BEVELED



ADHWH936 3"x6"



ADHWH933 3"x3
(comes with double glazed edge)

GLAZED EDGE



ADHWH905	3"x6" Beveled Glazed Edge 6"
ADHWH906	3"x6" Beveled Glazed Edge 3"
ADHWH933	3"x3" Beveled 2 Glazed Edge

DECORATIVE ACCESSORIES



ADHWH101 3"x6" Waves



ADHWH107 3"x6" Byzantine




ADHWH114 3"x6" Sea




ADHWH113 3"x6" Classic



ADHWH207 1"x6" Bar Liner



ADHWH220 0.7"x6" Stripe Liner



ADHWH203 1"x6" Quarter Round



ADHWH216 Beak



ADHWH202 1"x6" Rope

FINISHING TOUCHES



ADHWH201 2"x6" Rail Molding



ADHWH214



ADHWH304



ADHWH219 1.4"x6" Chair Molding



ADHWH228



ADHWH300



ADHWH209 2"x6" Greek Molding



ADHWH215



ADHWH305



ADHWH217 3"x6" Crown Molding



ADHWH227



ADHWH306



ADHWH301 2"x8" Chair Molding



ADHWH302



ADHWH303



ADHWH809 6"x6" Base Board
(Glazed Top Edge)



ADHWH229



FIELD TILES

MESH MOUNTED




12"x12" Mesh Mounted
ADHBQ824 2"x4" Flat




12"x12" Mesh Mounted
ADHBQ924 2"x4" Flat

FLAT



ADHBQ882 2"x8"



ADHBQ836 3"x6"



ADHBQ866 6"x6"

BULLNOSES



ADHBQ805	3"x6" SBN 6"
ADHBQ806	3"x6" SBN 3"
ADHBQ807	3"x6" DBN Right
ADHBQ808	3"x6" DBN Left
ADHBQ803	6"x6" SBN
ADHBQ804	6"x6" DBN
ADHBQ826	2"x6" SBN 6"
ADHBQ828	2"x8" SBN 8"
ADHBQ822	2"x2" DBN

BEVELED



ADHBQ936 3"x6" Beveled



ADHBQ933 3"x3
(comes with double glazed edge)

GLAZED EDGE



ADHBQ905	3"x6" Beveled Glazed Edge 6"
ADHBQ906	3"x6" Beveled Glazed Edge 3"
ADHBQ933	3"x3" Beveled 2 Glazed Edge

DECORATIVE ACCESSORIES



ADHBQ101 3"x6" Waves



ADHBQ107 3"x6" Byzantine



ADHBQ114 3"x6" Sea



ADHBQ113 3"x6" Classic



ADHBQ207 1"x6" Bar Liner




ADHBQ220 0.7"x6" Stripe Liner



ADHBQ203 1"x6" Quarter Round



ADHBQ202 1"x6" Rope



ADHBQ216 Beak

FINISHING TOUCHES



ADHBQ201 2"x6" Rail Molding



ADHBQ214



ADHBQ304



ADHBQ219 1.4"x6" Chair Molding



ADHBQ228



ADHBQ300




ADHBQ209 2"x6" Greek Molding



ADHBQ215



ADHBQ305



ADHBQ217 3"x6" Crown Molding



ADHBQ227



ADHBQ306



ADHBQ301 2"x8" Chair Molding



ADHBQ302



ADHBQ303



ADHBQ809 6"x6" Base Board
(Glazed Top Edge)



ADHBQ229



FIELD TILES

MESH MOUNTED



12"x12" Mesh Mounted
ADHSA824 2"x4" Flat



12"x12" Mesh Mounted
ADHSA924 2"x4" Beveled

FLAT



ADHSA882 2"x8"



ADHSA836 3"x6"



ADHSA866 6"x6"

BULLNOSES



ADHSA805	3"x6" SBN 6"
ADHSA806	3"x6" SBN 3"
ADHSA807	3"x6" DBN Right
ADHSA808	3"x6" DBN Left
ADHSA803	6"x6" SBN
ADHSA804	6"x6" DBN
ADHSA826	2"x6" SBN 6"
ADHSA828	2"x8" SBN 8"
ADHSA822	2"x2" DBN

BEVELED



ADHSA936 3"x6" Beveled



ADHSA933 3"x3
(comes with double glazed edge)

GLAZED EDGE



ADHSA905	3"x6" Beveled Glazed Edge 6"
ADHSA906	3"x6" Beveled Glazed Edge 3"
ADHSA933	3"x3" Beveled 2 Glazed Edge

DECORATIVE ACCESSORIES



ADHSA101 3"x6" Waves



ADHSA107 3"x6" Byzantine



ADHSA114 3"x6" Sea



ADHSA113 3"x6" Classic



ADHSA207 1"x6" Bar Liner



ADHSA220 0.7"x6" Stripe Liner



ADHSA203 1"x6" Quarter Round



ADHSA216 Beak



ADHSA202 1"x6" Rope

FINISHING TOUCHES




ADHSA201 2"x6" Rail Molding



ADHSA214



ADHSA304



ADHSA219 1.4"x6" Chair Molding



ADHSA228



ADHSA300



ADHSA209 2"x6" Greek Molding



ADHSA215




ADHSA305



ADHSA217 3"x6" Crown Molding



ADHSA227



ADHSA306



ADHSA301 2"x8" Chair Molding



ADHSA302



ADHSA303



ADHSA809 6"x6" Base Board
(Glazed Top Edge)



ADHSA229



DIAMONDS

SHAPE YOUR FEELINGS

DIAMONDS COLLECTION

Solid Glaze
Gloss Finish

Set your imagination free. Our Diamonds Collection offers you endless options, thanks to its multitalented neutrals: White, Bone and Chrome. Create a striking effect in any room with these well-dressed diamond-shaped tiles and coordinated color dots. They can make a subtle statement or say, "Wow!"—depending on your preference.

Due to the nature of our tile, a certain amount of variation in color, shading, surface and texture are to be expected.



ZD01 / 15
White



ZD02 / 15
Bone



ZD03 / 15
Chrome

DIAMONDS & ACCENT DOTS 3/4" x 3/4"

FLAT



ADNZ684
8"x4" White
Flat Diamond



ADNB684
8"x4" Bone
Flat Diamond

PILLOW



ADNZ884
8"x4" White
Pillow Diamond



ADNZ881
4"x4" White
Pillow 1/2 Diamond



ADNB884
8"x4" Bone
Pillow Diamond



ADNB881
4"x4" Bone
Pillow 1/2 Diamond



ADM884
8"x4" Chrome
Pillow Diamond

CERAMIC FLAT



ADNZ6840
White



ADNB6840
Bone



ADLK6840
Black



ADNSS6840
Sierra Sand



ADNSM6840
Silver Mist



ADNS6840
Silver



ADNG6840
Gold

CERAMIC SPHERE



ADNZ6842
White



ADNB6842
Bone



ADLK6842
Black



ADNSS6842
Sierra Sand



ADNSM6842
Silver Mist



ADNS6842
Silver



ADNG6842
Gold





ADNR6842
Red

METAL FLAT



ADM6840
Metal



For your design pleasure: Our NERI Field Tiles and Finishing Touches are color coordinated with the Diamonds hues of White and Bone. Or, for a dramatic contrast, marry Neri Black and Diamonds Chrome. (Picture in the far right bottom).



FLOOR

WALK IN

FLOOR COLLECTION

Solid Glaze, Semi-Matte Finish
Residential Usage

Walk this way. Our gorgeous porcelain floor tiles and mosaics offer you a world of choices. Choose from hexagon or octagon shapes in solid white, bone or black, then finish with dots in six coordinating shades. Or invite tranquility with our porcelain mosaic tiles in pinwheel white, bone or white and black, plus hexagon bone or white. The finish is semi-matte—pleasing to the touch!

Due to the nature of our tile, a certain amount of variation in color, shading, surface and texture are to be expected.



ZF01 / 15
Bone



ZF02 / 15
White



ZF03 / 15
Black



ZF04 / 15
All Colors



ZF05 / 15
All Colors

GLAZED PORCELAIN TILES



ADOW866 Octagon White 6"x6"



ADOB866 Octagon Bone 6"x6"



ADOK866 Octagon Black 6"x6"



ADDW812
Dot White
1.2"x1.2"



ADDB812
Dot Bone
1.2"x1.2"



ADDE812
Dot Eucalyptus
1.2"x1.2"



ADDG812
Dot Gray
1.2"x1.2"



ADDK812
Dot Black
1.2"x1.2"




ADDS812
Dot Sand
1.2"x1.2"



GLAZED PORCELAIN MOSAICS




ADMW400 Pinwheel
White 12"x12"




ADMWK400 Pinwheel
Black & White 12"x12"



ADMB400 Pinwheel
Bone 12"x12"



ADMW522
White 2" Hex 11.1"x10.7"




ADMB522
Bone 2" Hex 11.1"x10.7"

GLASS FLOOR TILES. 98% RECYCLED




ADGL946 Vintage Hex 1"
White 11.85"x11.41"



ADGL947 Vintage Hex 1"
Black 11.85"x11.41"



ADGL945 Vintage Hex 1"
Flower B&W 11.85"x9.13"



INSTALLATION & MAINTENANCE

Ceramic Tiles & Porcelain Mosaics

Setting Materials: Adhesive – Install with any high quality ceramic tile adhesive suitable to the intended application. Mud installation can be done as well. All setting materials and installation methods should be done using the prevailing guidelines set by A.N.S.I. and the Tile Council of America.

Method: Follow standard ceramic tile installation procedures provided by the Handbook for Ceramic Tiles Installation and the A.N.S.I. specifications. Relief decorative borders or liners can be taped off during grouting to facilitate clean up. To help keep border, liner, and molding grout joints tight, offset the joints between field tile, trim, and accent rows.

Grout: Un-sanded grout is typically used for grout joints 1/8" or smaller. Sanded grout is recommended for grout joints larger than 1/8", but not for gloss finishes.

Crackle Glaze: We recommend sealing these tiles with a penetrating sealer if a naturally aged look is desired. The sealer penetrates the fine, hairline fissures in the glaze and prevents dirt and dust from darkening the crackle over a period of time. This also makes it easier to clean and maintain. With Crackle Glaze Tiles (OCEAN & HAMPTON COLLECTIONS) sealing with a penetrating sealer before and after grouting is mandatory. We do not recommend the use of contrasting color grouts with this kind of glaze.

CARE & MAINTENANCE	NERI	STUDIO	OCEAN	HAMPTON	DIAMONDS	FLOOR	
						TILES	MOSAICS
Sealing recommended	Optional	Optional	Yes-Required Sealing with a penetrating sealer before and after gouting is mandatory. Note: Special attention to a thorough sealing is suggested when using contrasting color grouts	Yes-Required Sealing with a penetrating sealer before and after gouting is mandatory. Note: Special attention to a thorough sealing is suggested when using contrasting color grouts	Optional	Optional	Optional
Recommended cleaning	Routine with non-abrasive cleaners	Routine with non-abrasive cleaners	Routine with non-abrasive cleaners	Routine with non-abrasive cleaners	Routine with non-abrasive cleaners	Routine with non-abrasive cleaners	Routine with non-abrasive cleaners

CHARACTERISTICS	NERI	STUDIO	OCEAN	HAMPTON	DIAMONDS	FLOOR	
						TILES	MOSAICS
Glaze	Solid	Solid with subtle movement	Crackle with subtle movement	Crackle	Solid	Solid	Solid
Surface Sheen	Gloss	Gloss	Gloss	Gloss	Gloss	Semi-matte	Semi-matte
Texture	Smooth	Slightly undulated	Slightly undulated	Smooth	Smooth	Smooth	Smooth
Color Variation	Slight	Medium	Medium	Medium	Slight	Slight	Slight

PRODUCT GUIDELINES

USAGE	NERI	STUDIO	OCEAN*	HAMPTON*	DIAMONDS	FLOOR	
						TILES	MOSAICS
Interior Walls	Yes	Yes	Yes	Yes	Yes	Yes	Yes
Bathroom Counter	Yes	Yes	No	No	No	Yes	Yes
Residential Bathroom Floors	No	No	No	No	No	Yes	Yes
Residential Shower Floors	No	No	No	No	No	No	Yes
Steam Showers	Yes	Yes	No	No	Yes	No	Yes
Kitchen Backsplashes	Yes	Yes	Yes	Yes	Yes	Yes	Yes
Kitchen Counters	Yes	Yes	No	No	No	Yes	Yes
Kitchen Floors	No	No	No	No	No	Yes	Yes
Exterior Floors (non-freeze - thaw climates)	No	No	No	No	No	No	No
Exterior Walls (non-freeze - thaw climates)	Yes	Yes	No	No	No	Yes	Yes
Pool Waterlines (non-freeze - thaw climates)	Yes	Yes	No	No	No	Yes	Yes
Fountains (non-freeze - thaw climates)	Yes	Yes	No	No	No	Yes	Yes
Fireplace Surrounds (non-freeze - thaw climates)	Yes	Yes	No	No	No	Yes	Yes

*must be sealed before and after grouted (please see Installation and Maintenance below).

