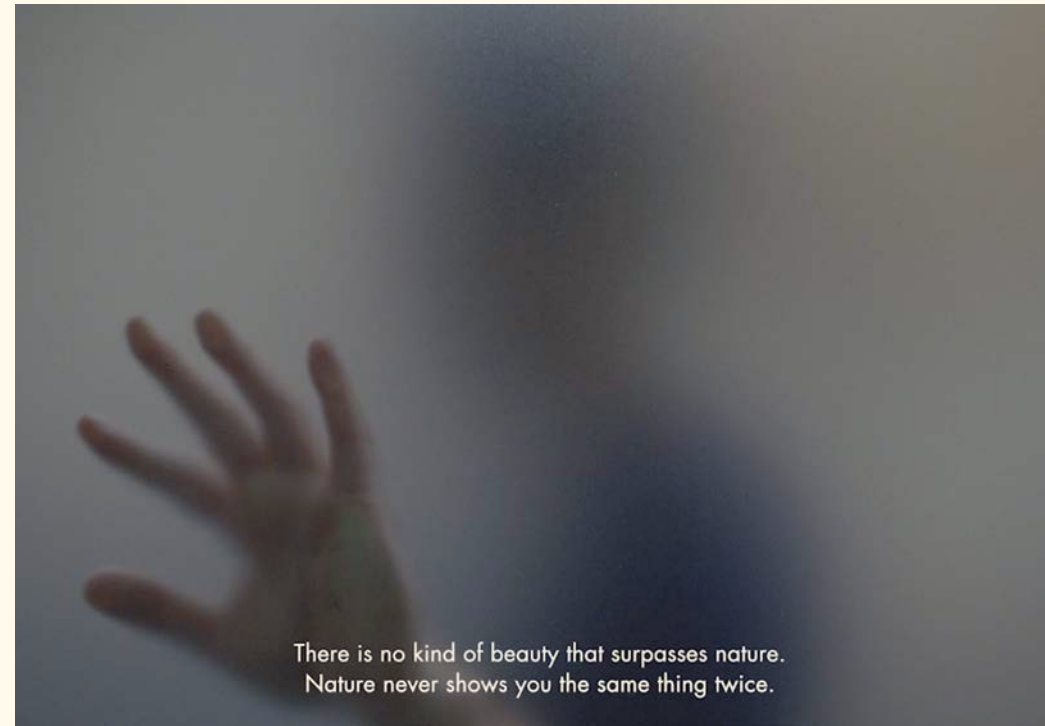


“Per la collezione Botanica, ho creato un progetto che implementa la bellezza della natura nelle forme, come a dipingere un paesaggio. I sensi sono un elemento fondamentale del mio processo di progettazione. Non solo quelli materiali e visuali, come il tatto e la vista, ma anche quelli più “astratti” come l’olfatto. Vivo nella costante ricerca di qualcosa che sia definito e percepito da tutti e cinque i sensi”.

“For the Botanica collection, I have created a design that expresses the beauty of nature in different forms, as if I were painting a landscape. Senses are a fundamental element of my creative process. Not only material and visual ones, such as touch and sight, but also more “abstract” ones, such as the sense of smell. I am constantly looking for something that is defined and perceived by all the five senses.”

Tokujiin Yoshioka



Botanica

Tokujin Yoshioka

Con Botanica, Tokujin Yoshioka continua a esprimere la sua profonda fascinazione per il mondo naturale, i suoi fenomeni e la poetica delle forme che ne fanno parte, progettando il primo mosaico Mutina pensato appositamente per il pavimento.

La collezione propone due elementi ispirati alla natura, tanto nel nome quanto nelle linee: Seed, di dimensioni 14x15 cm, e Flower, di dimensioni 15x17 cm, entrambi con uno spessore di 9 mm. I moduli sono venduti esclusivamente su rete – Seed in un formato di 39,9x23,1 cm e Flower in un formato di 40,3x23,1 cm – e sono disponibili nelle colorazioni White e Grey, a loro volta declinate

in una finitura super glossy e una matt cerata estremamente piacevole al tatto, e sono adatti sia alla posa a pavimento che a rivestimento. Questo consente di dare continuità alle superfici, dove il mosaico risulterà più o meno enfatizzato a seconda del colore dello stucco.

Botanica viene realizzata in grès porcellanato smaltato e non rettificato, utilizzando un innovativo sistema digitale di applicazione a secco degli smalti. Questo procedimento ha permesso di creare un piacevole effetto decorativo che viene enfatizzato dai giochi di luce e ombra che si creano sulla superficie.

With Botanica, Tokujin Yoshioka expresses once again his deep fascination for the natural world, its different characteristics and the poetry of its forms, designing the first Mutina mosaic specially developed for floors.

The collection features two elements inspired by nature, the names and the lines: Seed, in 14x15 cm format, and Flower, in 15x17 cm format, both with a thickness of 9 mm. The modules are sold exclusively on net – Seed in a 39,9x23,1 cm format and Flower in a 40,3x23,1 cm format – and are available in White and Grey colours, offered in a super glossy finish and a matt wax-coated one which is

extremely pleasant to the touch, and are suitable for floors and walls. This makes it possible to give the surfaces continuity, in which the mosaic becomes more or less emphasised depending on the colour of the grout.

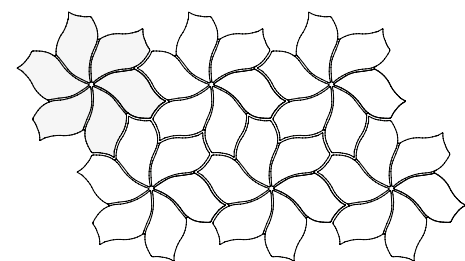
Botanica is produced in non-rectified glazed porcelain stoneware, with an innovative digital system for the dry application of glazes. This process has made it possible to obtain a beautiful decorative effect which is brought out by the light and shadow effects created on the surface.

2 Shapes

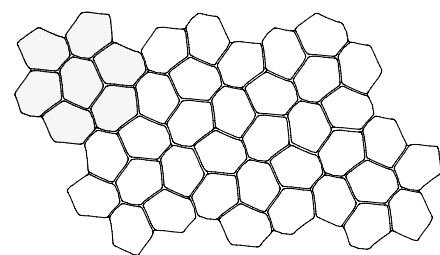
Il range di Botanica è composto da due elementi, Seed e Flower, venduti esclusivamente su rete. I moduli sono disponibili nelle colorazioni White e Grey, a loro volta declinate in una finitura super glossy e una matt cerata.

Botanica features two elements, Seed and Flower, that are sold exclusively on net. The modules are available in White and Grey colours, offered in a super glossy finish and a matt wax-coated one.

Flower



Seed



White Matt



White Glossy




Grey Matt



Grey Glossy



















Botanica

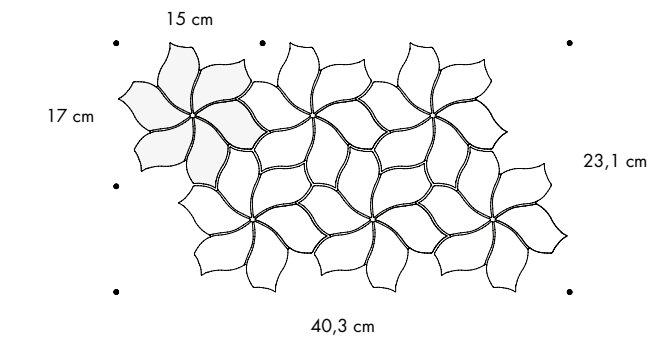
Technical Features

General Information

collection	Botanica
design	Tokujiin Yoshioka, 2022
production	Industrial
material	Glazed porcelain stoneware
thickness	9 mm
nominal sizes	Seed: net 39,9x23,1 cm (9"x15") Flower: net 40,3x23,1 cm (9"x15")
specification	<ul style="list-style-type: none"> - 2 colours: white, grey. - 2 finishes: matt, glossy. - Each piece pressed and non rectified. - Texture: smooth with pre-engravings. - Surface: matt and glossy made with digital glue technology plus interlocking grit with the structure on a porcelain stoneware support.
category	UNI EN 14411:2016 App.G (BIA Group) GL

Sizes

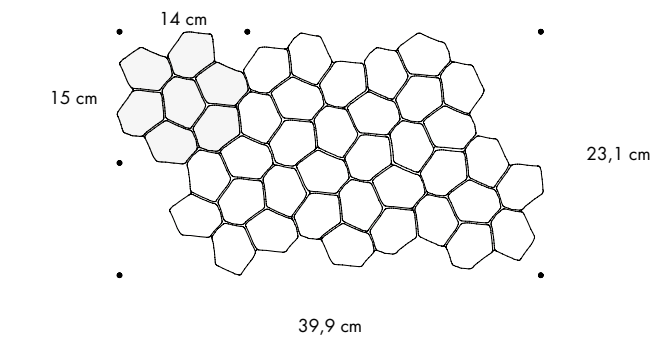
FLOWER



Sold exclusively on net

net 40,3-23,1 cm
net 9"x15"

SEED



Sold exclusively on net

net 39,9-23,1 cm
net 9"x15"

Colors

FLOWER



White Matt



White Glossy



Grey Matt



Grey Glossy

SEED



White Matt



White Glossy



Grey Matt



Grey Glossy

Laying and maintenance tips

use	Floors, walls – indoor, outdoors.
installation	Lay on perfectly flat, dry walls.
recommended adhesive	Adhesive for porcelain stoneware.
recommended joints	3mm joints between each sheet.
recommended fillers	CEMENT-BASED GROUT / EPOXY GROUT. Remove all traces of grout carefully before it dries completely.
cleaning at the end of installation	CEMENT-BASED GROUT: Buffered acid (e.g. DETERDEK PRO by FILA or similar). Wet the floor with water, dilute the product 1:5 with water and pour it on the floor. Wait for 2-3 minutes then use a white scotch brite pad and rinse well with clean water. EPOXY GROUT: Alkaline detergent (e.g. FILA CR10 by FILA). FILA CR10: apply pure, wait for 30 minutes then use a green scotch brite pad. SILICONE: Solvent for silicone e.g. FILA ZERO SIL. Put it straight onto the stain, wait for 20 minutes and remove the mark using scotch brite. PAINT: Can usually be removed using water, but if resin-based paints or particular enamels have been used, it is best to ask the manufacturer which solvent is most suitable. RUST: stain remover es. FILA NO RUST. Apply the product onto the stain, leave for 15 minutes, remove the residue and rinse thoroughly.
general cleaning (installed tiles)	We advise using neutral detergent diluted in water. Do not use acid or alkaline products, waxes and/or stains. Where possible, for routine cleaning avoid the use of more abrasive products (scouring pads, metal sponges). It is strongly recommended not to use these products on tiles with glossy surface finish, as these are more susceptible to scratching, and may lose their shine, etc. For tough dirt and particularly rough surfaces, use an alkali detergent and rinse after washing. For large surfaces, the use of a floor cleaning machine is recommended. For day-to-day cleaning, remember that some types of dirt (dust, sand) increase the abrasive effect of foot traffic. You are therefore advised to place a mat at the entrance.
calibers (real size)	–

Technical features

STANDARD	FEATURES	VALUE REQUIRED	BOTANICA
ISO 10545/2	SIZES		
	length and width thickness straightness of edges wedging flatness	± 0,6% ± 5% ± 0,5% ± 0,5% ± 0,5%	in conformity with standard
ISO 10545/3	water absorption	< 0,5%	0,2%
ISO 10545/4	breaking strength modulus of rupture	≥ 1300 N ≥ 32 N/mm²	in conformity with standard
ISO 10545/9	resistance to thermal shock	comply requirements	resistant
ISO 10545/12	frost resistance	comply requirements	resistant
ISO 10545/13	resistance to acids and alkalis (low and high concentration) Resistance to household cleaning agents and swimming pool chemicals	declared value minimum class B	A A
ISO 10545/14	stains resistance	minimum class 3	5
DIN 51130			R9 matt
DIN 51097			B matt A glossy
DCOF		> 0,42	0,52 matt 0,31 glossy
Pendulum B5 (EN 16165-c)			55/25 matt dry/wet 57/23 glossy dry/wet
Pendulum AS/NZS (4586313 app A)			26 P2 matt 23 P1 glossy
Pendulum E5 (UNE 41901)			C1 matt/glossy
LEED CERTIFICATION 4.1			24%
VOC Emission			Available upon request
EPD			Available upon request
Declaration of Contents			Available upon request
SVHC declaration			Available upon request

Packing

SIZE	PCS-SQM	PCS-BOX	SQM-BOX	BOX-PAL	KG-BOX	KG-PAL	SQM-PAL
Flower all colours net 40,3-23,1 cm	10,83	5	0,46	60	21,00	1260	27,60
Seed all colours net 39,9-23,1 cm	11,00	5	0,45	60	20,10	1206	27

Tokujin Yoshioka

Tokujin Yoshioka, artista e designer giapponese, è entrato a far parte del team Mutina nel 2010. Ha disegnato le collezioni Phenomenon, Botanica e Phenomenon Plate.

Tokujin Yoshioka nasce nel 1976 in Giappone, dove si forma con Shiro Kuramata e Issey Miyake, per poi aprire il proprio studio nel 2000. Ha collaborato con aziende giapponesi e internazionali come Hermès, Toyota, BMW, Swarovski, Driade, Moroso e Kartell, tra gli altri. La cifra caratteristica del suo approccio creativo è costituita dalla poesia e dalla leggerezza onirica delle sue opere, che nascono da un’attenta e sofisticata ricerca su materiali semplici abbinata alla sperimentazione tecnologica. La “Sakura

Torch” per i Giochi Olimpici di Tokyo del 2020, la panca in vetro esposta al Musée d’Orsay chiamata “Water Block”, l’architettura con prismi di cristallo “Rainbow Church”, la sedia in cristallo naturale “VENUS” e la casa da tè “KOU-AN” sono alcuni dei tanti capolavori realizzati. Alcuni dei suoi pezzi sono esposti al MoMA, al Musée National d’Art Moderne e al Victoria and Albert Museum. Ha vinto diversi premi, tra cui: Design Miami, Designer of the Year 2007, Wallpaper Design Awards 2008 e Elle Decoration International Design Award, Designer of the Year 2009. Grazie alla collezione Phenomenon, disegnata per Mutina, nel 2011 ha ricevuto il Wallpaper Design Award e l’Elle Decoration Design Award.

Japanese artist and designer Tokujin Yoshioka joined the Mutina team in 2010. He designed the Phenomenon, Botanica and Phenomenon Plate collections.

Tokujin Yoshioka was born in 1967 in Japan, where he trained with Shiro Kuramata and Issey Miyake, and opened his studio in 2000. He collaborated with Japanese and international brands, such as Hermès, Toyota, BMW, Swarovski, Driade, Moroso and Kartell, among others. The signature feature of his creative approach is the poetic and light, dreamlike quality of his work, which stems from attentive and sophisticated selection of simple materials combined with technological experimentation. The “Sakura Torch” for the Tokyo 2020 Olympic Games, the

glass bench exhibited at Musée d’Orsay called “Water Block,” the crystal prism architecture “Rainbow Church,” the natural crystal chair “VENUS,” and the glass teahouse “KOU-AN” are some of the many masterpieces announced. Some of his works are exhibited at MoMA, at Musée National d’Art Moderne and the Victoria and Albert Museum. His awards include Design Miami, Designer of the Year 2007, Wallpaper Design Awards 2008 and Elle Decoration International Design Award, Designer of the Year 2009. In 2011 he received the Wallpaper Design Award and the Elle Decoration Design Award for his Phenomenon collection designed for Mutina.



CREDITS

Art direction: Alla Carta Studio
Graphic design: Matteo Pastorio
Text: Mutina
Photography: Gerhardt Kellermann,
Modofotografia (p.7)
Set design: Sonia Pravato
Images: Officine Mimesi (p.14,22)
Video frames by Xavier Tera
Printed and bound in Italy. September 2022.

Special thanks to
Desalto
Glas Italia
Moroso
Paola C

All the rights are reserved.
Not any part of this work can be reproduced
in any way without the preventive written
authorization by Mutina. All work is
copyrighted © to their respective owners.

To discover more about Mutina
collections visit mutina.it

Ceramiche Mutina Spa
Via del Crociale 25
41042 Fiorano MO, Italia
T +39 0536812800
F +39 0536812808
info@mutina.it
www.mutina.it

© Mutina 2022

